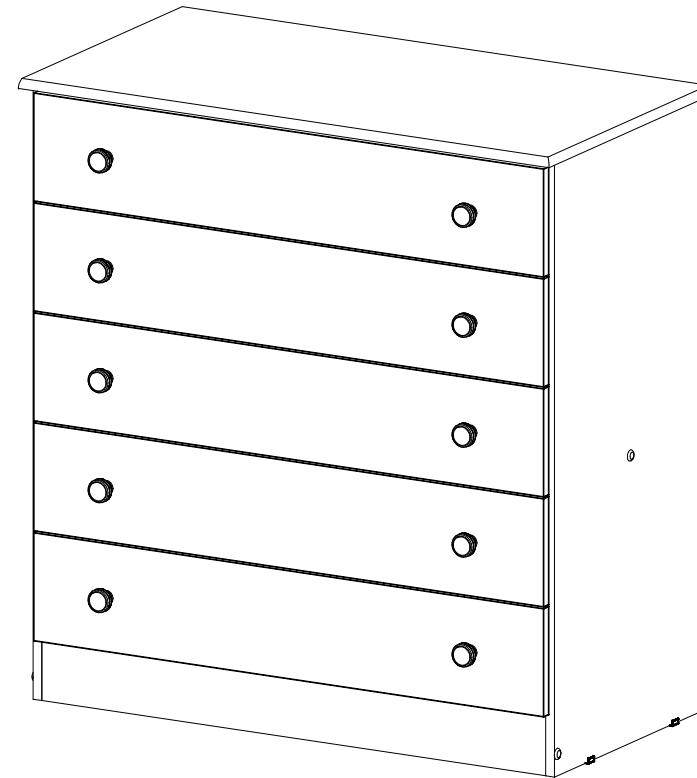


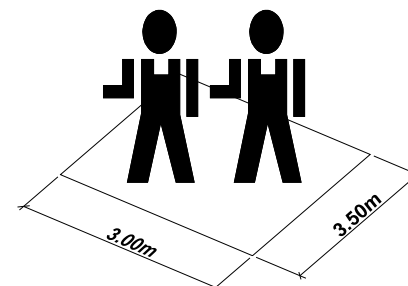
**INSTRUÇÕES DE MONTAGEM**  
**INSTRUCCIONES DE ARMADO**  
**ASSEMBLY INSTRUCTIONS**

**REF.: 0039**



  
**MULTIMÓVEIS**  
*baby*





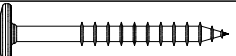
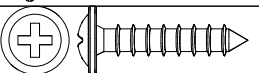
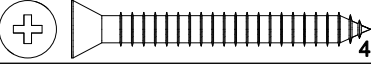
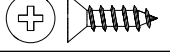


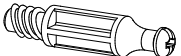




Rua Carlos Dreher Neto, 1918, Fone: (54) 2102 4000, FAX: (54) 2102 4050  
CEP 95700-000 - BENTO GONÇALVES - RS - BRASIL  
CNPJ: 00.349.443/0001-92  
e-mail: [multimoveis@multimoveis.com](mailto:multimoveis@multimoveis.com) / site: [www.multimoveis.com](http://www.multimoveis.com)

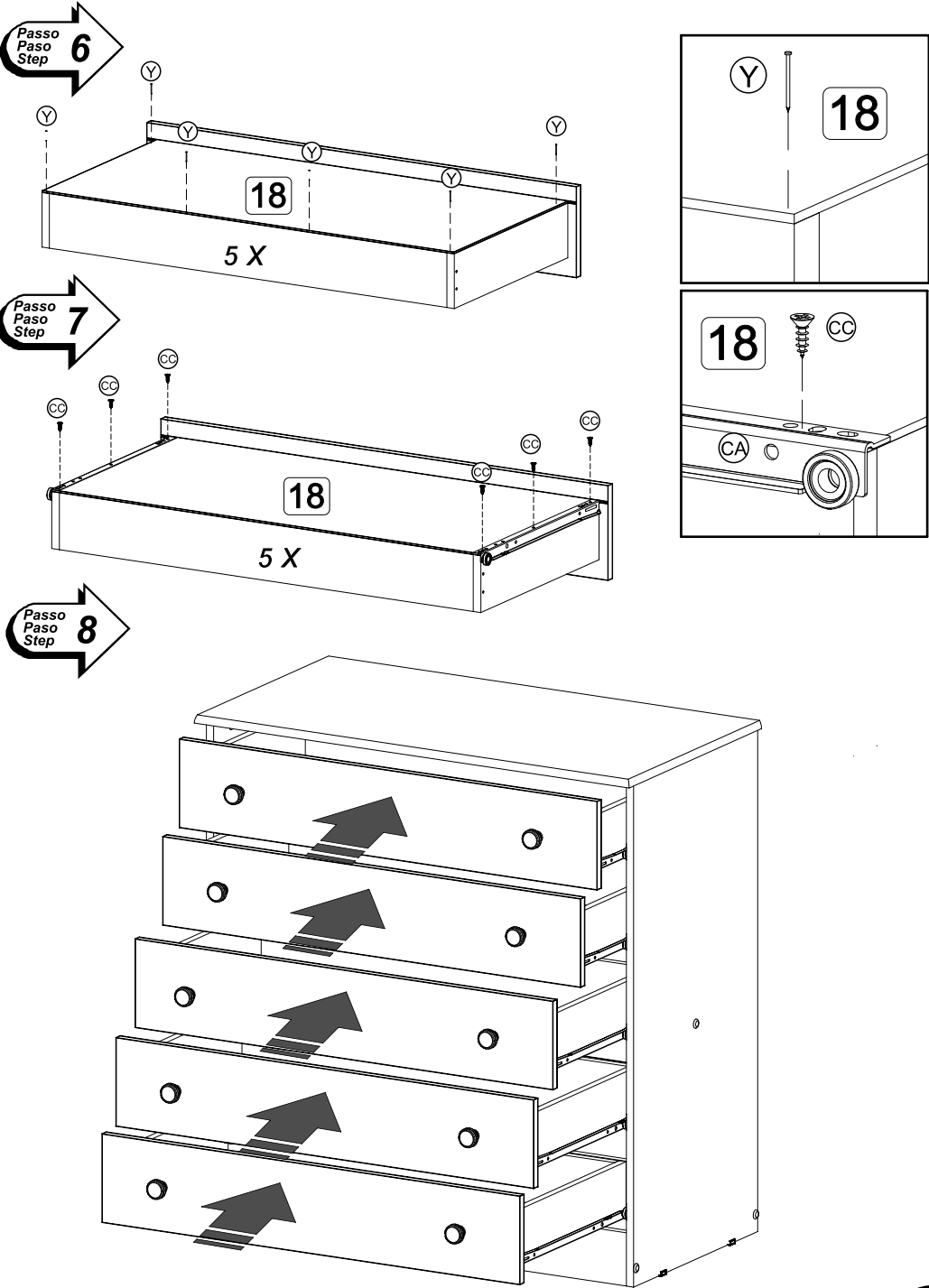


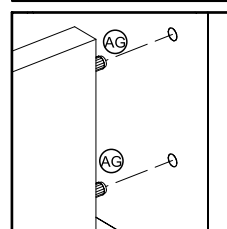
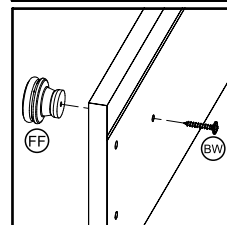
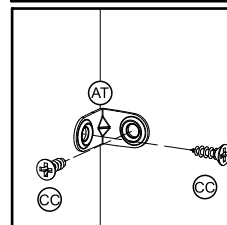
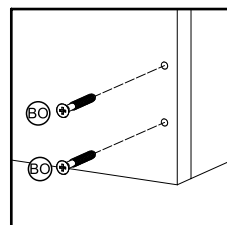
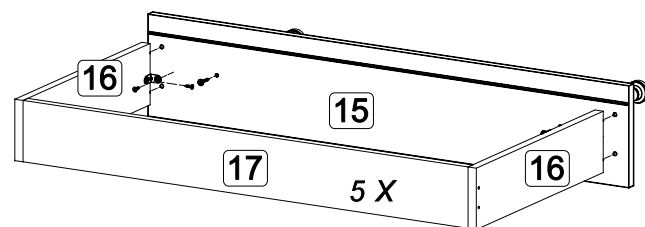

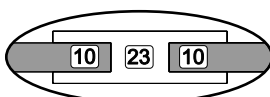
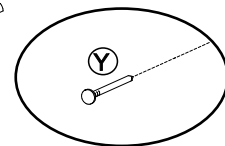
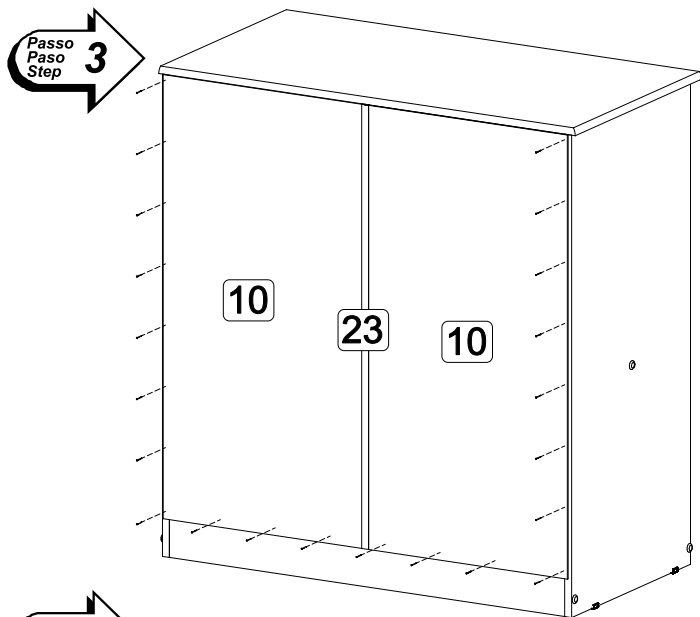
**FERRAMENTAS NECESSÁRIAS**  
**HERRAMIENTAS NECESARIAS**  
**TOOLS NECESSARY**



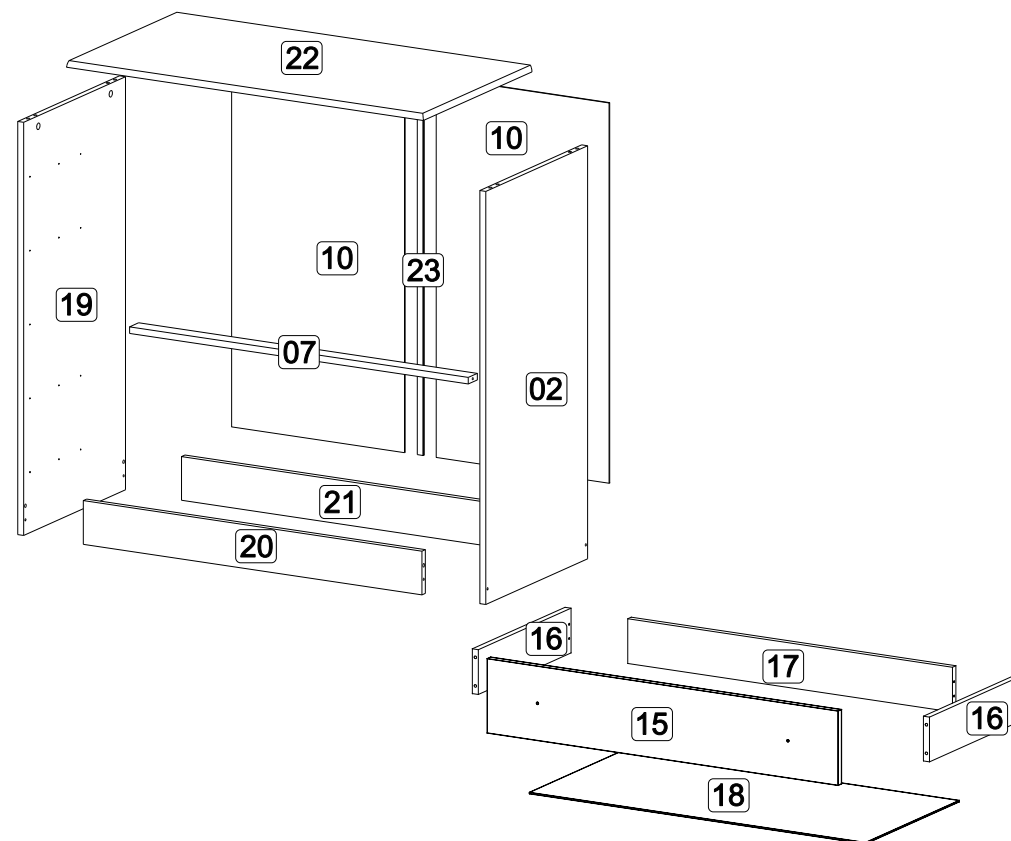
LISTA DE FERRAGENS / LISTA DE MATERIALES / HARDWARE LIST

H		8,0 x 30	08
Y		10 x 10	54
BX		COLA	01
BJ		TAMPA CPL	06
EB			06
BW		4,0 x 25	10
BO		4,0 x 35	20
CC		3,5 X 12	80
AT			10
AG		6,0 x 30	20
N			04
O			04
EF			04
CA		400MM	05
FF			10





**Senhor montador!** Informamos que a numeração das peças encontra-se no topo das mesmas conforme desenho acima.  
**Señor Armador!** Les informamos que la numeración de las piezas encuentranse arriba de las mismas, de acuerdo al modelo arriba.  
**Dear Assembler!** We inform you that the number of each piece is located on the top of it, according to the model shown above.



#### LISTA DE PEÇAS DENOMINAÇÃO

Nº	DENOMINAÇÃO
02	- LATERAL DIREITA
20	- RODAPÉ FRONTAL
21	- RODAPÉ
22	- TAMPO
19	- LATERAL ESQUERDA
15	- FRENTE DE GAVETA
17	- COSTA DE GAVETA
18	- FUNDO DE GAVETA
07	- TRAVESSA
10	- COSTA
16	- LATERAL DE GAVETA
23	- PERFIL I



#### LISTA DE PIEZAS DENOMINACIÓN

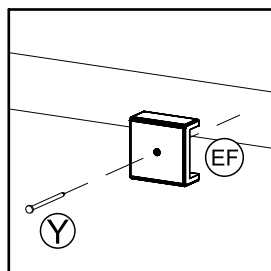
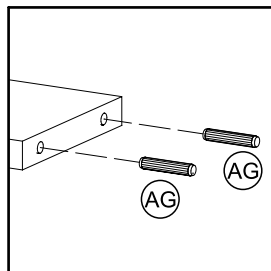
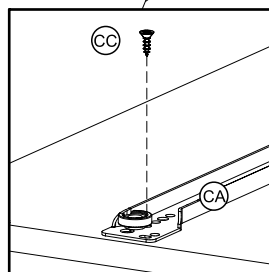
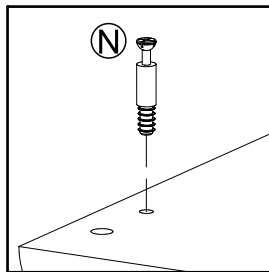
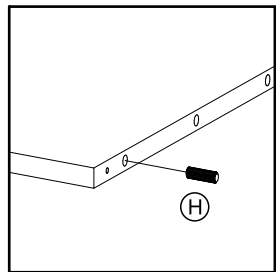
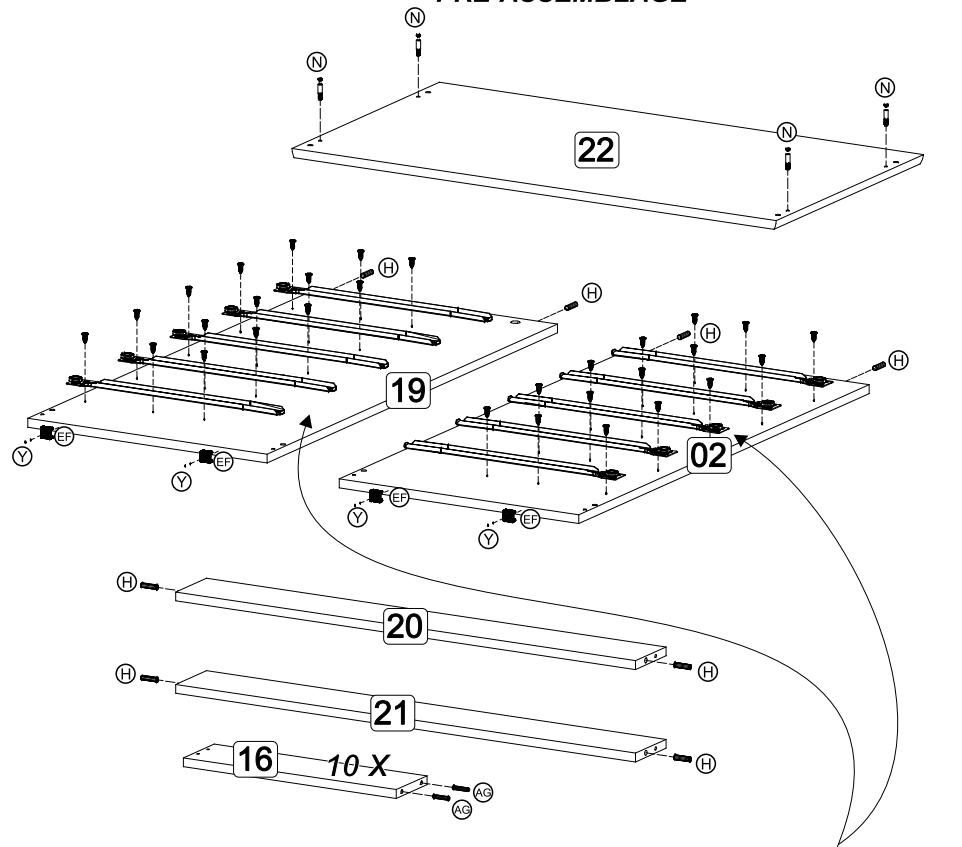
Nº	DENOMINACIÓN
02	- LATERAL DERECHA
20	- ZÓCALO FRONTAL
21	- ZÓCALO
22	- TAPA
19	- LATERAL IZQUIERDA
15	- FRENTE CAJÓN
17	- RESPALDO CAJÓN
18	- FONDO CAJÓN
07	- TRAVIESA
10	- RESPALDO
16	- LATERAL CAJÓN
23	- PERFIL I



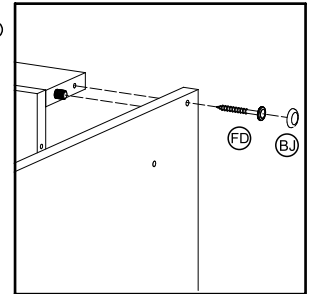
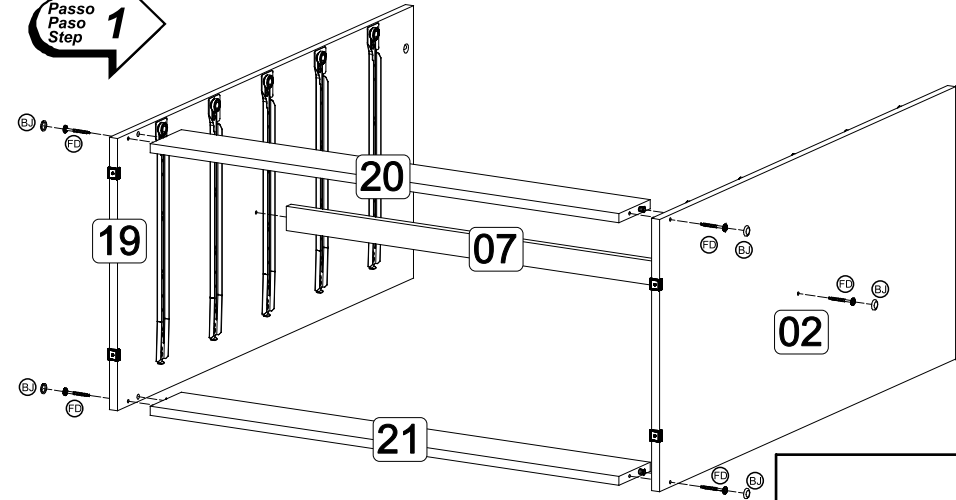
#### PART LIST DESCRIPTION

Nº	DESCRIPTION
02	- RIGHT SIDE
20	- FRONT SKIRTING BOARD
21	- SKIRTING BOARD
22	- TOP
19	- LEFT SIDE
15	- FRONT DRAWER
17	- DRAWER BACK
18	- BOTTOM DRAWER
07	- CROSS BAR
10	- BACK
16	- DRAWER SIDE
23	- I PROFILE

**PRÉ-MONTAGEM  
PRÉ-ARMADO  
PRÉ-ASSEMBLAGE**



**Passo  
Paso  
Step** 1



**Passo  
Paso  
Step** 2

