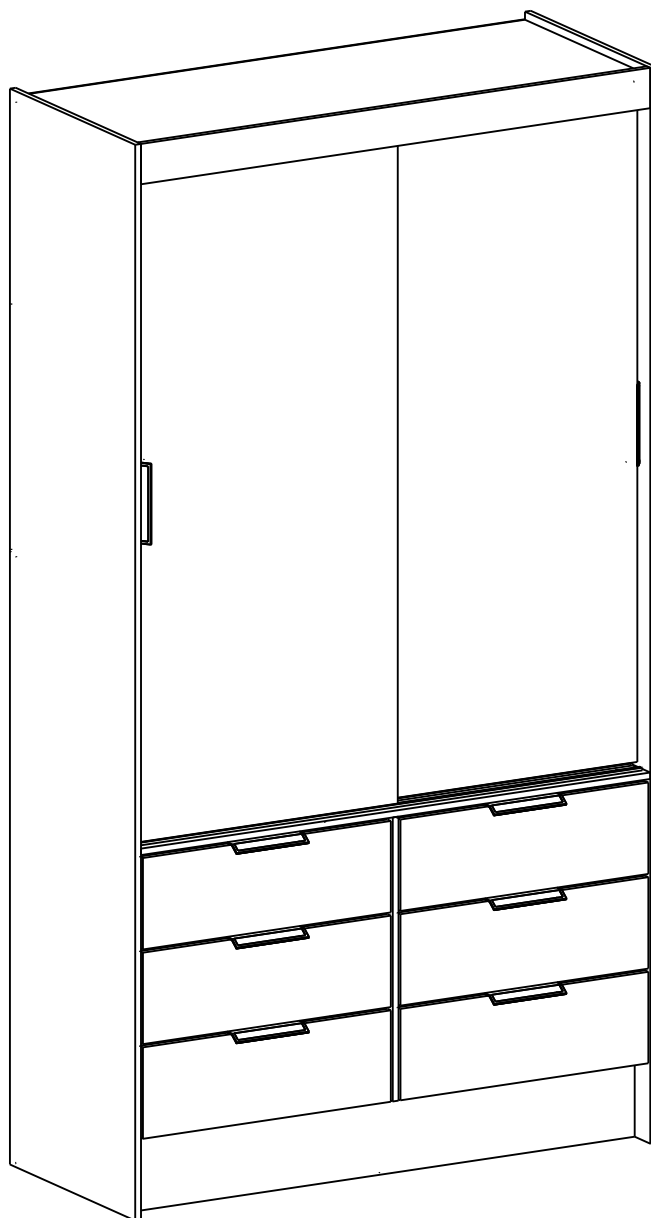




MANUAL DE MONTAGEM
ASSEMBLY INSTRUCTIONS
INSTRUCCIONES DE MONTAJE

GUARDA-ROUPA SEVILHA SEM ESPELHO
WARDROBE SEVILHA WITHOUT MIRROR
ROPERO SEVILHA SIN ESPEJO










PEÇAS POR VOLUME / PARTS BY VOLUME / PIEZAS POR VOLUMEN

CAIXA ESTRUTURA / STRUCTURE BOX / CAJA DE ESTRUCTURA				
NUM.	COD.	DESCRIÇÃO / DESCRIPTION / DESCRIPCIÓN	QDT QTY. CTD.	MEDIDAS (MM) SIZE (MEASUREMENTS) (MM) DIMENSIONES (MM)
1	14178	LATERAL ESQUERDA / LEFT SIDE / LATERAL IZQUIERDA	1	2000x450x12
2	14179	LATERAL DIREITA / RIGHT SIDE / LATERAL DERECHA	1	2000x450x12
3	14183	TAMPO SOBRE GAVETA / LID ON DRAWER / TAPA EN CAJÓN	1	1056x450x12
4	14182	TAMPO SUPERIOR / COVER TOP / LA CUBIERTA SUPERIOR	1	1056x437x12
5	14184	TAMPO MALEIRO / CLOSET TOP SHELF BASE / TAPA PORTA EQUIPAJES	1	1056x335x12
6	14185	RODAPÉ FRONTAL / FRONT FOOTER / MARCO BASE FRONTAL	1	1056x150x12
7	14186	RODAPÉ TRASEIRO / REAR FOOTER / MARCO BASE TRASERO	1	1056x150x12
8	14187	MOLDURA / FRAME / MARCO	1	1056x75x12
9	14188	DIVISÓRIA / DIVISION / DIVISIÓN	1	905x335x12
10	14189	DIVISORIA GAVETEIRO / DIVISION / DIVISIÓN	1	528x447x12
11	14191	FRENTE GAVETA / DRAWER FRONT / FRENTE DE CAJÓN	6	514x170x12
12	5918	LATERAL GAVETA / DRAWER SIDE / LADO DEL CAJÓN	12	300x100x15
13	14192	TRASEIRO GAVETA / REAR DRAWER / CAJÓN TRASERO	6	468x70x12
14	14193	FUNDO GAVETA / DRAWER BOTTOM / FONDO DEL CAJÓN	6	495x307x2,5
15	14194	TRAV. RODAPÉ / FOOTER CROSSPIECE / REFUERZO INTERNO MARCO BASE	1	370x150x12
16	16350	COSTAS / COSTS / COSTOS	4	1075x459x2,5
19	14197	PRATELEIRA / SHELF / ESTANTE	1	522x335x12
20	14217	CABIDEIRO / COAT HANGER / PERCHERO	1	510
21	6642	CORREDIÇA / SLIDE / CORREDERAS	6	300
22	16351	PERFIL H / PROFILE / PERFIL	3	1057
23	14624	KIT FERRAGEM / HARDWARE KIT / HERRAJES	1	-

CAIXA PORTAS / DOOR BOXES / CAJAS DE PUERTA				
NUM.	COD.	DESCRIÇÃO / DESCRIPTION / DESCRIPCIÓN	QDT QTY. CTD.	MEDIDAS (MM) SIZE (MEASUREMENTS) (MM) DIMENSIONES (MM)
24	14190	PORTA / DOOR / PUERTA	2	1263x535x12
25	14258	TRILHO SUP. PLAS. / PLASTIC TOP RAIL / RIEL SUPERIOR DE PLÁSTICO	1	1000
26	14257	TRILHO INFERIOR / LOWER RAIL / RIEL INFERIOR	1	1000
27	14625	KIT FERRAGEM / HARDWARE KIT / HERRAJES	1	-

COMPOSIÇÃO KIT FERRAGEM / HARDWARE KIT COMPOSITION / COMPOSICIÓN KIT DE HERRAJES

LETRA LETTER LETRA	COD.	IMAGEM IMAGE IMAGEN	DESCRIÇÃO DESCRIPTION DESCRIPCIÓN	LETRA LETTER LETRA	COD.	IMAGEM IMAGE IMAGEN	DESCRIÇÃO DESCRIPTION DESCRIPCIÓN
A	14573		PARAFUSO 3,5x35 FLANGE. SCREW / TORNILLO	I	4202		CAVILHA 06X30 PEG / TARUGO
B	4181		PARAFUSO 3,5x12 FLANGEADO SCREW / TORNILLO	J	6378		CAVILHA 06X40 PEG / TARUGO
C	13298		PARAFUSO 4,0x35 SCREW / TORNILLO	K	4385		PREGO 10X10 NAIL / CLAVO
D	6542		PARAFUSO 3,0x20 SCREW / TORNILLO	L	14576		CANTONEIRA ANGULAR ANGLE BRACKETS / ESQUINA ANGULO
E	4196		PARAFUSO 3,0x12 CHATO SCREW / TORNILLO	N	17033		PUXADOR HANDLE / MANIJA
F	14572		CANT. 02 FUROS ANGLE BRACKETS 02 HOLES / ESQUINA 02 AGUJEROS	O	9057		ROLDANA PORTA DOOR PULLEY / RUEDA PUERTA
G	4198		SUPORTE CABIDEIRO HANGER SUPPORT / SOPORTE PARA PERCHERO				
H	4249		SAPATA PLÁSTICA PLASTIC SHOE / ZAPATO PLÁSTICO				

CARO CLIENTE

Obrigado por adquirir um de nossos produtos.
Visite nosso site e conheça toda nossa Linha.

Acesse: www.cariocamoveis.com.br

DEAR CUSTOMER

Thank you for purchasing one of our products.
Visit our website and get to know our entire line.

Access: www.cariocamoveis.com.br

ESTIMADO CLIENTE

Gracias por adquirir uno de nuestros productos.
Visite nuestro sitio web y conozca toda nuestra línea.

Acceso: www.cariocamoveis.com.br

OBSERVAÇÃO IMPORTANTE

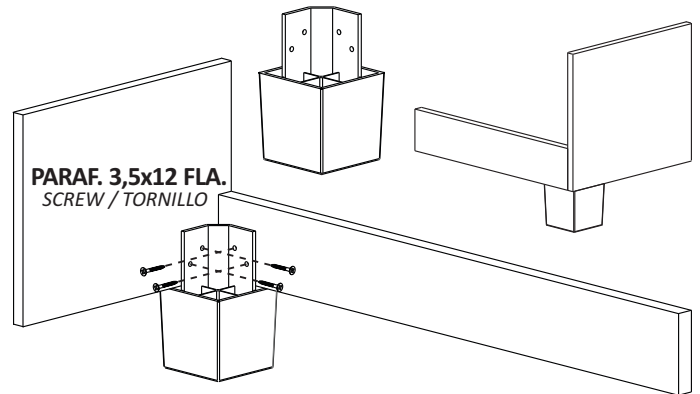
Pés não incluso neste Produto (vendidos separadamente). Caso tenha adquirido o Kit de Pés, a fixação deverá ser feita a partir da etapa de Nº2.

IMPORTANT NOTE

Feet not included in this Product (sold separately). In case you have If the Kit of Feet is purchased, the fixation must be done from step #2.

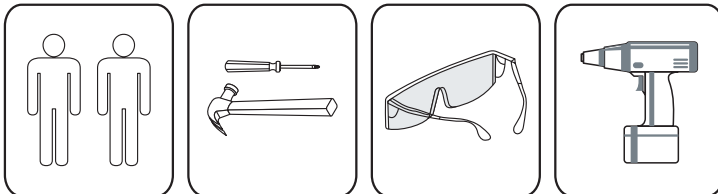
NOTA IMPORTANTE

Patatas no incluidas en este producto (vendidas separadamente). Caso tenga comprado el kit de patatas, la fijación acontece a partir de la etapa N°2.

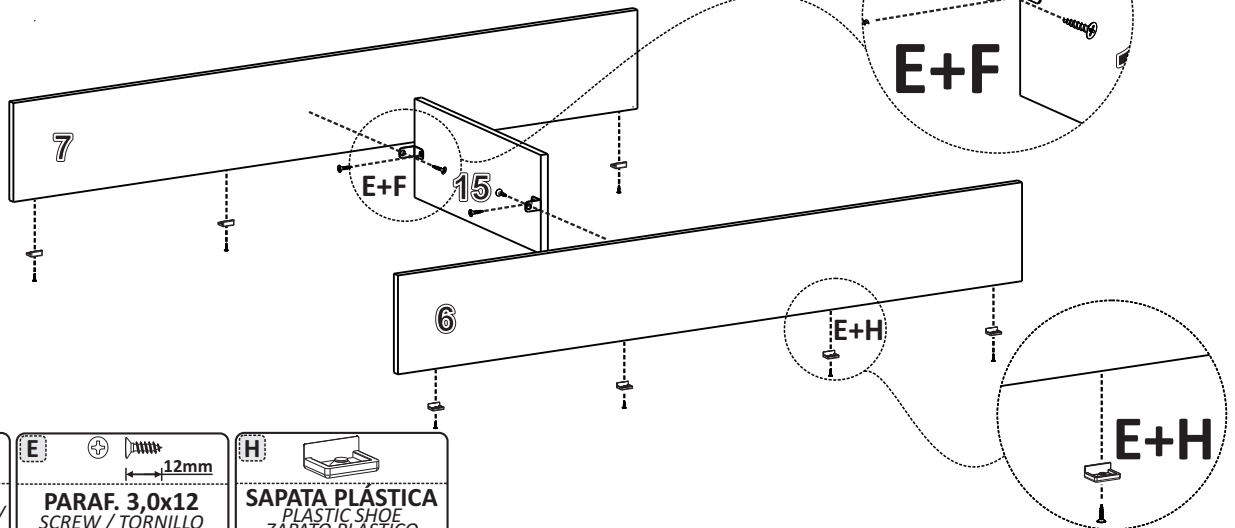


NECESSÁRIO PARA MONTAGEM

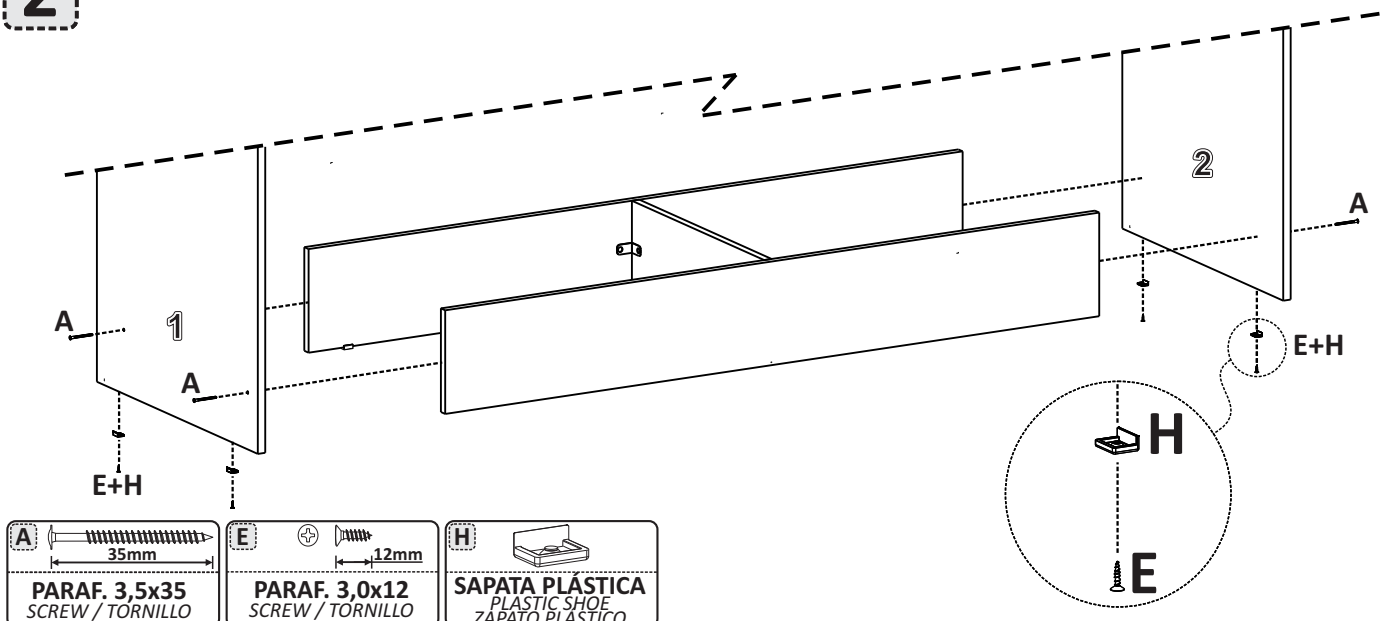
REQUIRED FOR ASSEMBLY / REQUERIDO PARA EL MONTAJE



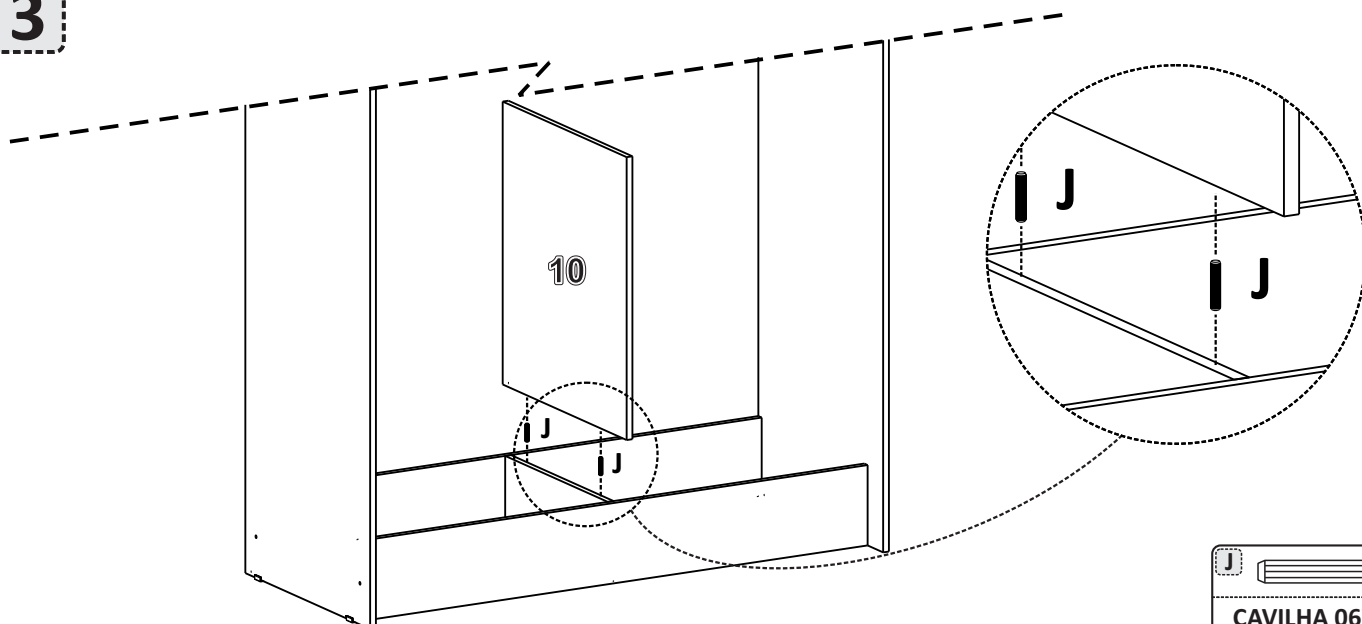
1



2

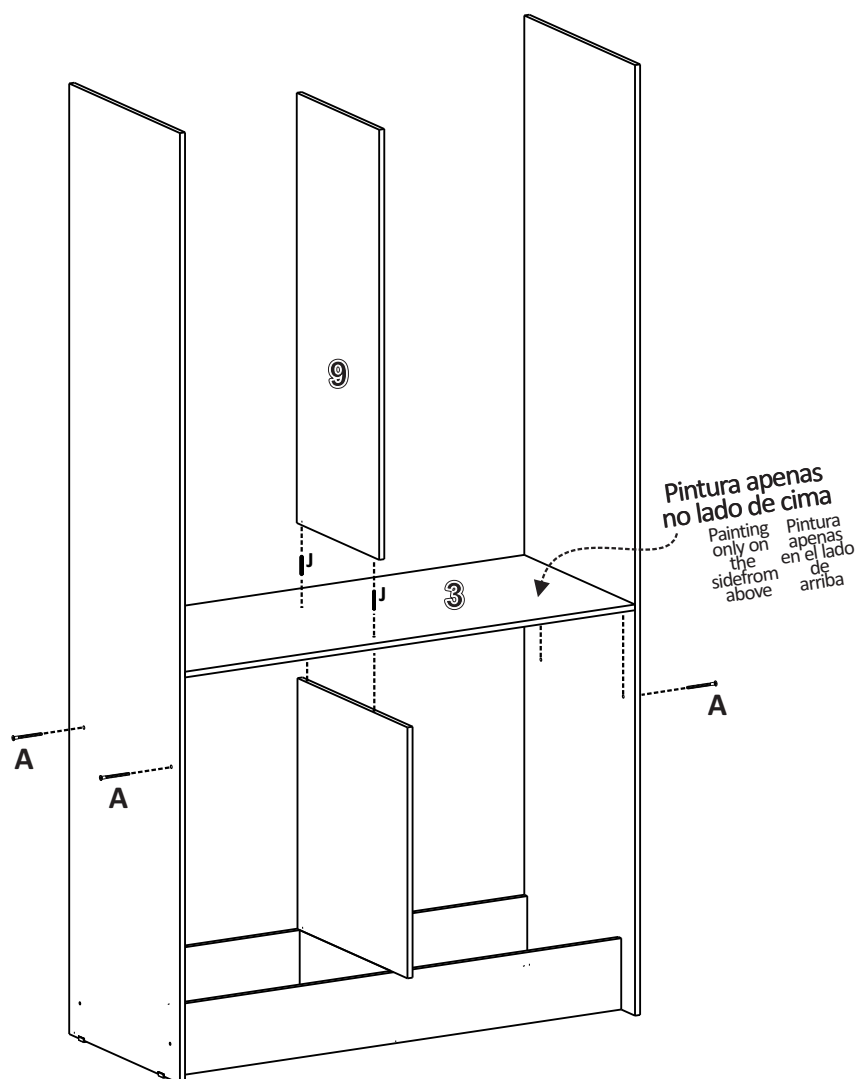


3



J
CAVILHA 06X40
PEG / TARUGO

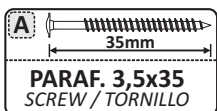
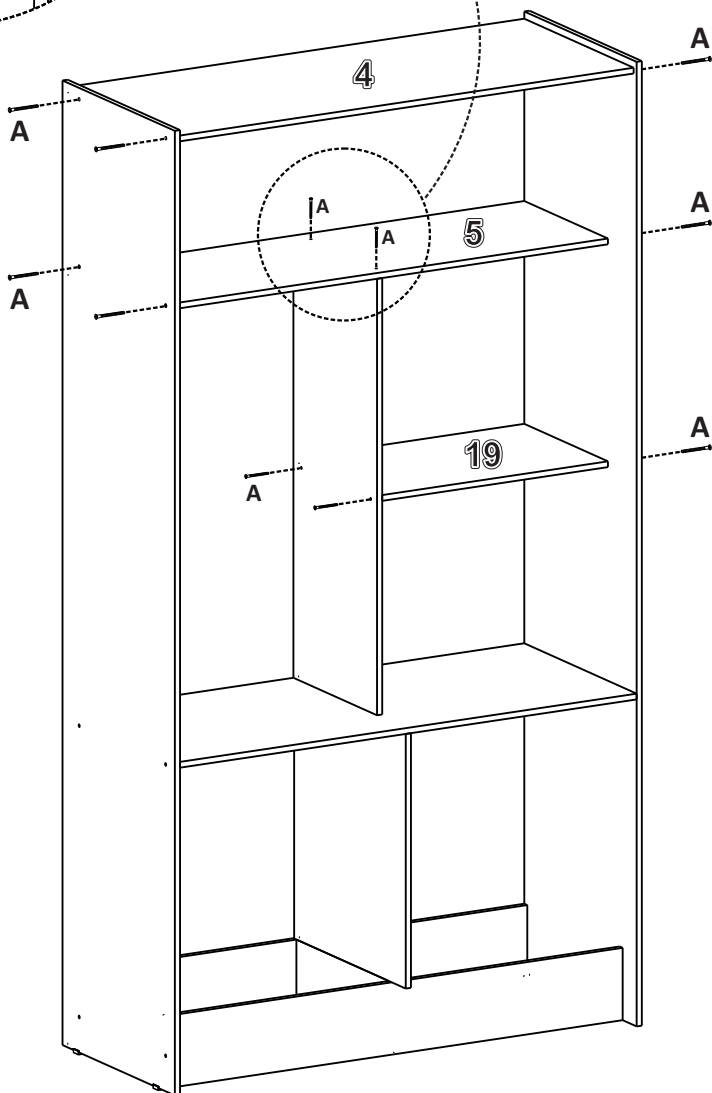
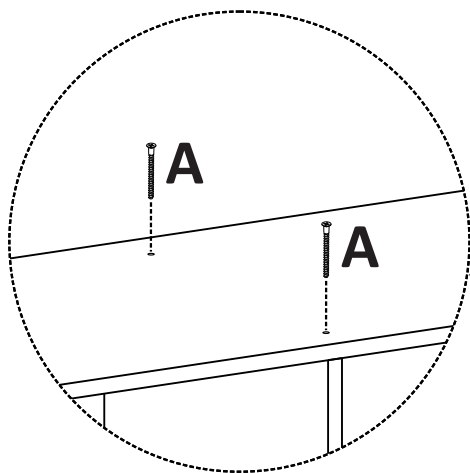
4



A
PARAF. 3,5x35
SCREW / TORNILLO

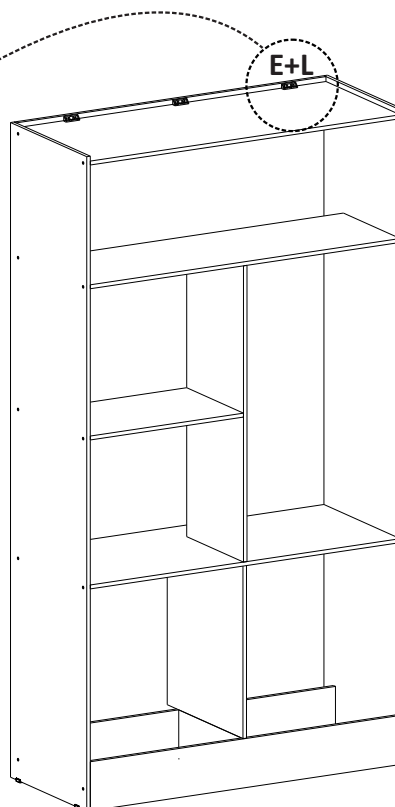
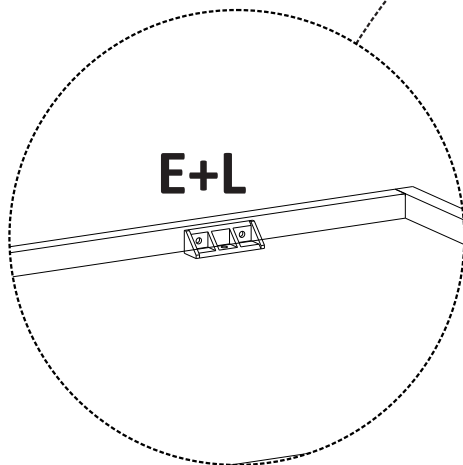
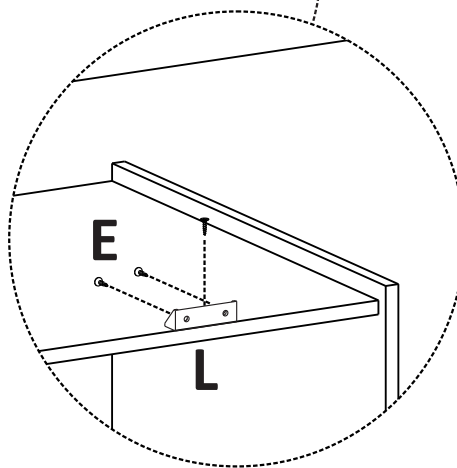
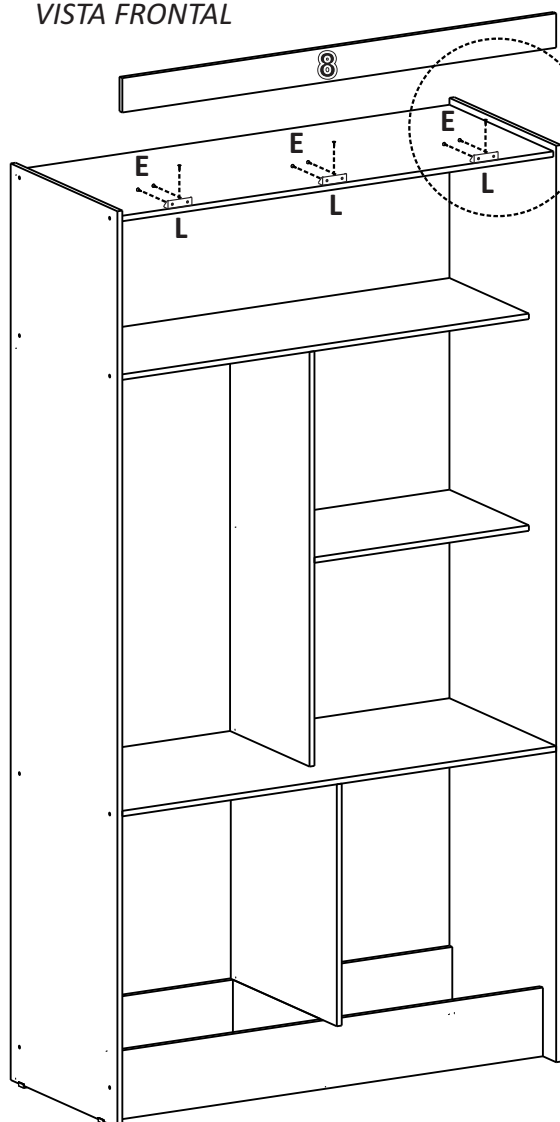
J
CAVILHA 06X40
PEG / TARUGO

5

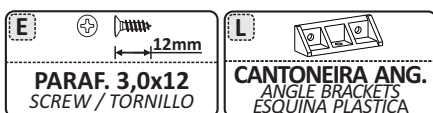


6

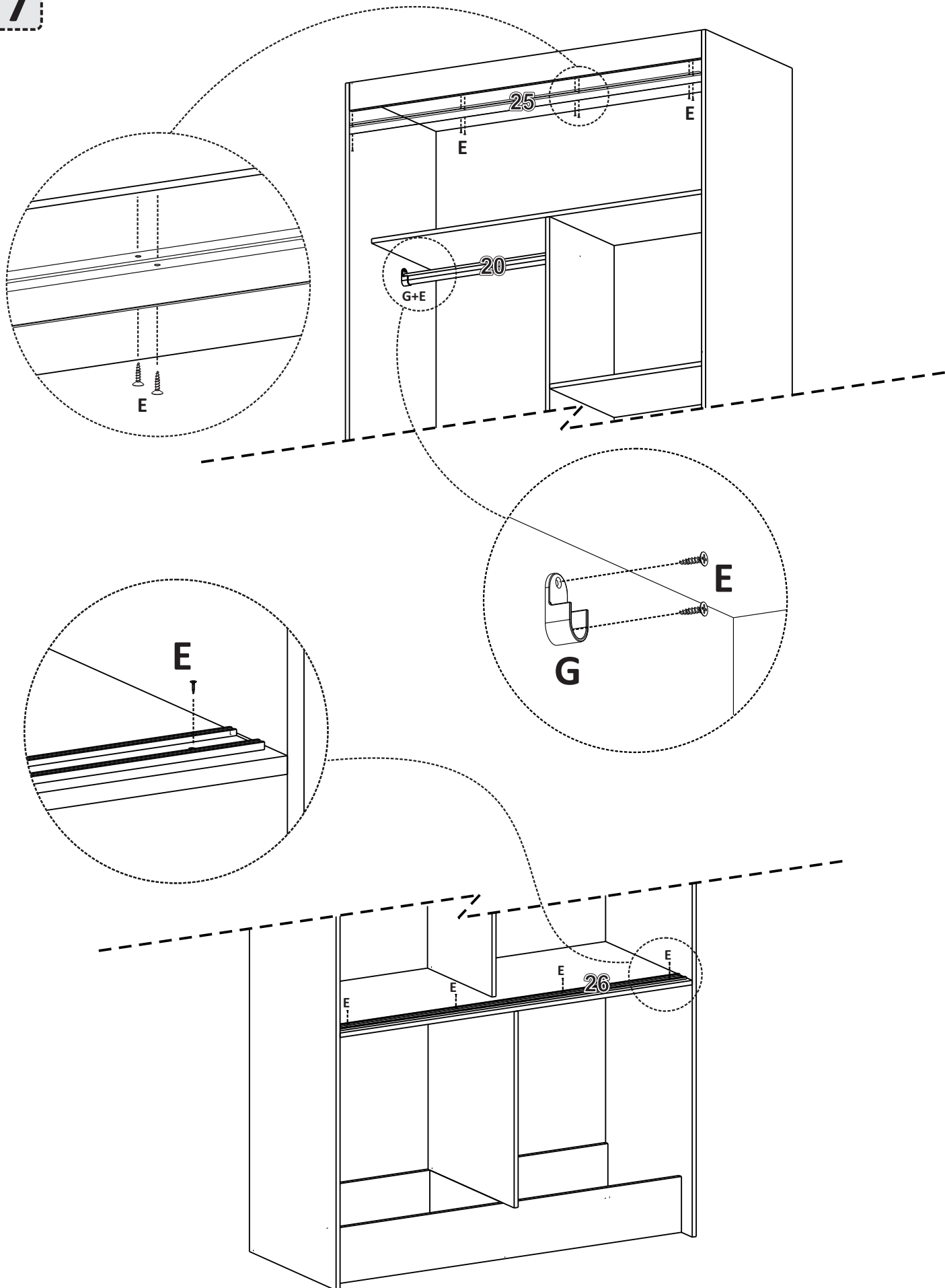
VISÃO FRONTAL
FRONT VIEW
VISTA FRONTAL




VISÃO TRASEIRA
REAR VIEW
VISTA TRASERA

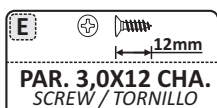
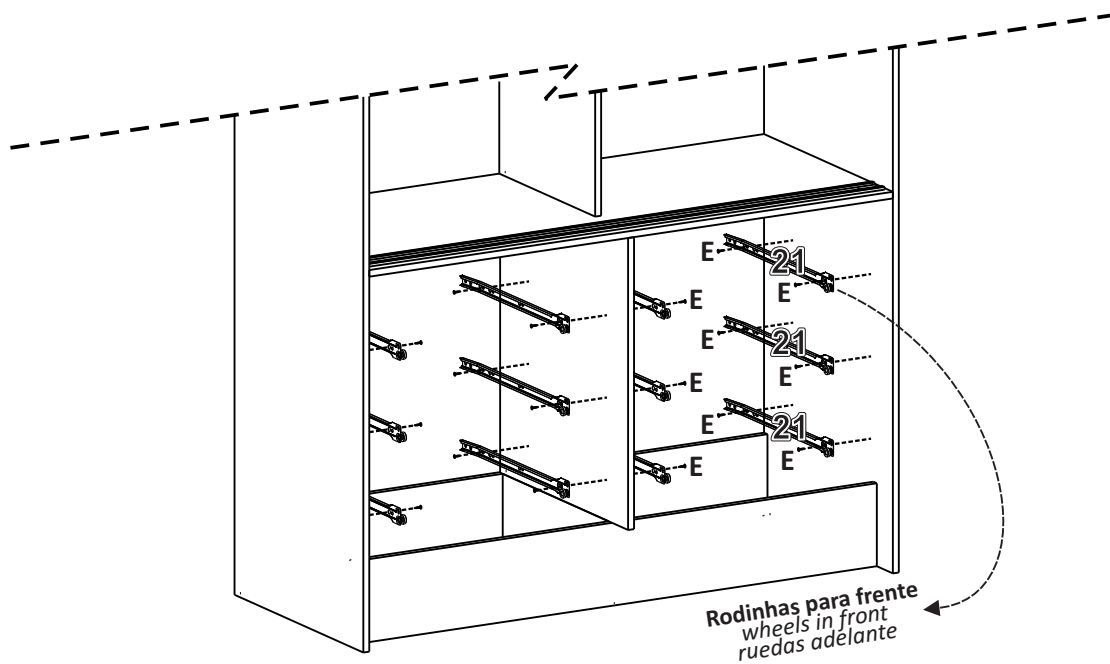


7



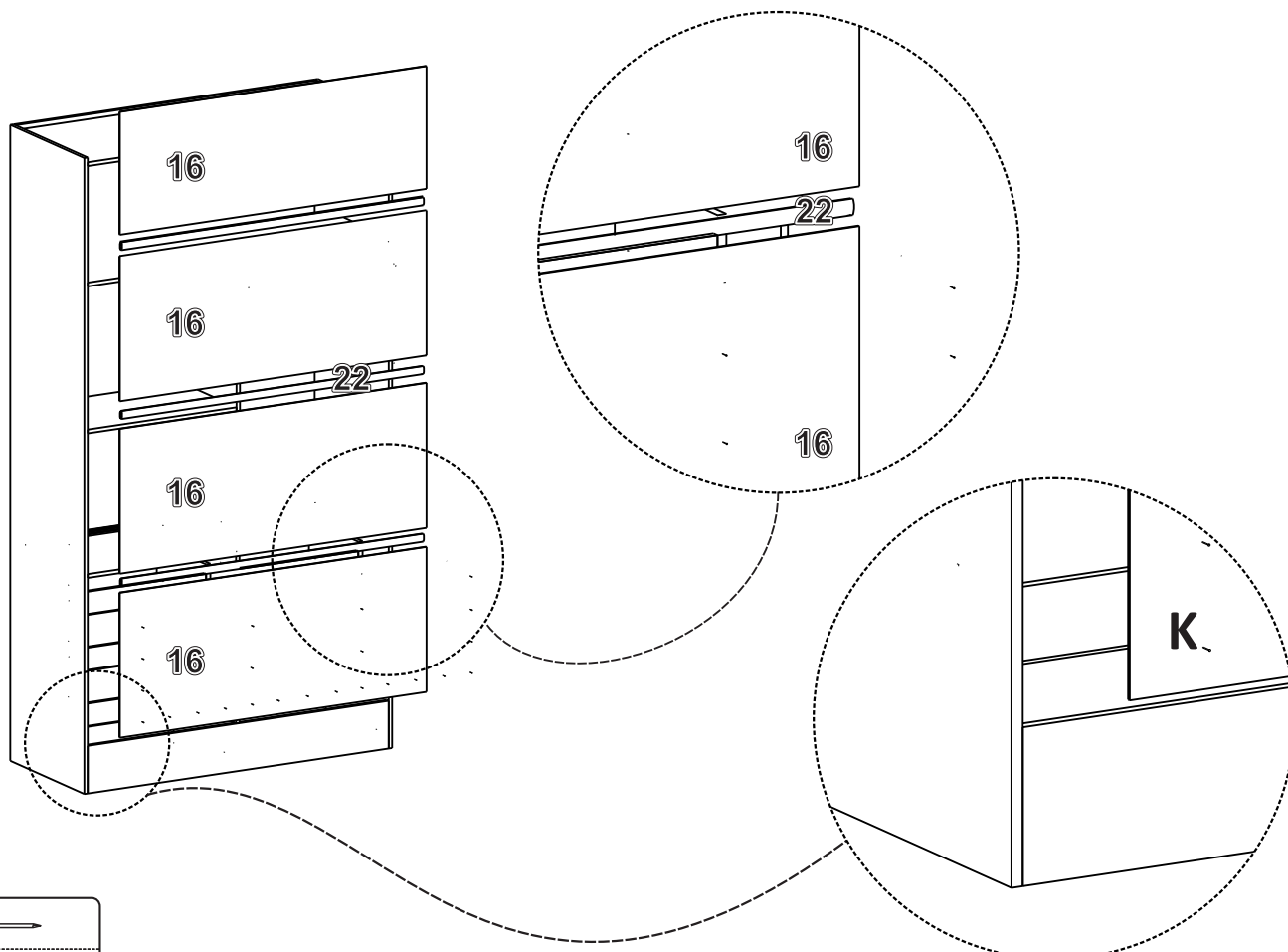
<p>E</p>  <p>12mm</p> <p>PAR. 3,0X12 CHA. SCREW / TORNILLO</p>	<p>G</p>  <p>SUPORTE CABIDEIRO HANGER SUPPORT SOPORTE PARA PERCHERO</p>
---	--

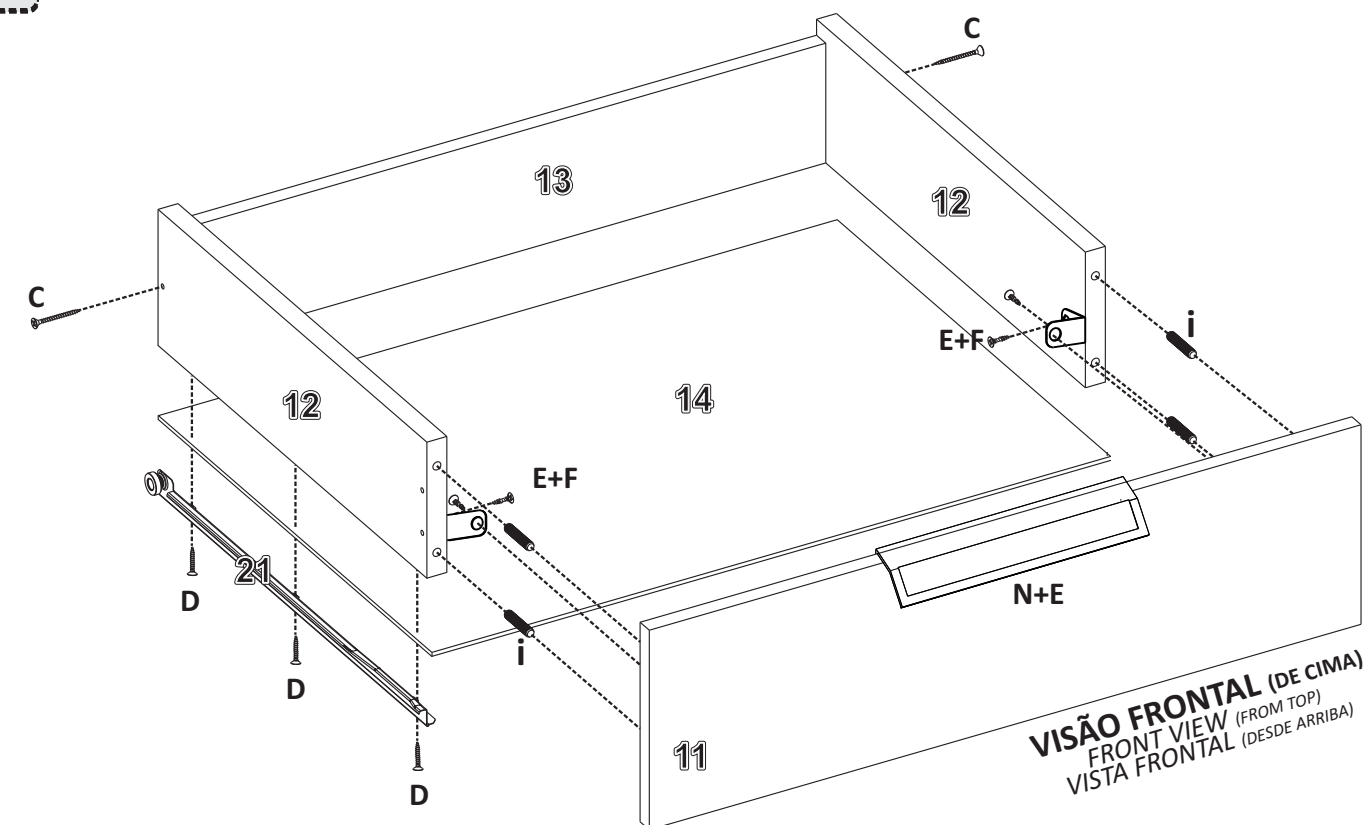
8



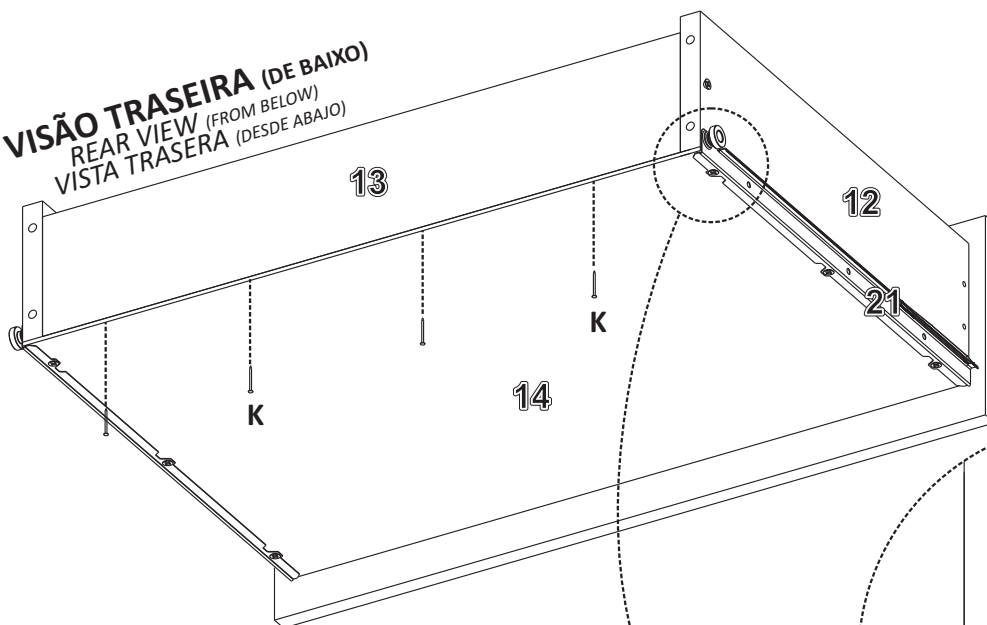
Leia o QR CODE com o seu celular
ou clique no LINK para ver o vídeo
de montagem



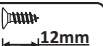
9




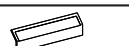


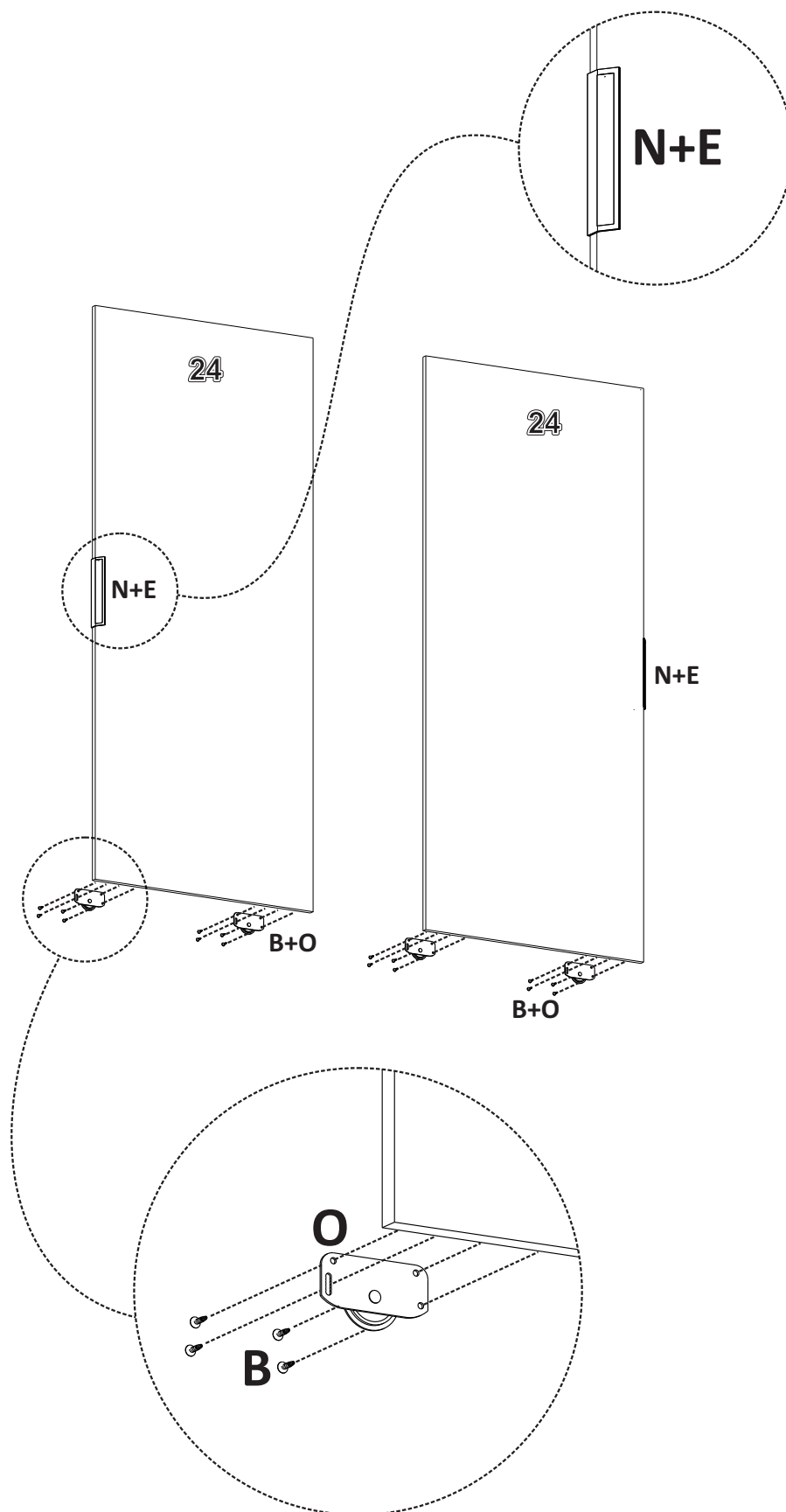



VISÃO TRASEIRA (DE BAIXO)
REAR VIEW (FROM BELOW)
VISTA TRASERA (DESDE ABAJO)




C  35mm PARAF. 4,0X35 SCREW / TORNILLO	D  20mm PARAF. 3,0X20 SCREW / TORNILLO	E  12mm PAR. 3,0X12 CHA. SCREW / TORNILLO
---	---	--

F  CANT. 02 FUROS ANGLE BRACKETS 02 HOLES/ ESQUINA 02 AGUIEROS	I  CAVILHA 06X30 PEG / TARUGO	K  PREGO 10X10 NAIL / CLAVO	N  PUXADOR HANDLE / MANIJA
--	--	--	---



E  12mm
PAR. 3,0X12 CHA.
SCREW / TORNILLO

B  12mm
PAR. 3,5X12 FLA.
SCREW / TORNILLO

O 
ROLDANA
PULLEY / RUEDA

N 
PUXADOR
HANDLE / MANIJA