



**MANUAL DE MONTAGEM**  
*ASSEMBLY INSTRUCTIONS*  
*INSTRUCCIONES DE MONTAJE*

**GUARDA-ROUPA R22 SEM ESPELHO**  
*WARDROBE R22 WITHOUT MIRROR*  
*ROPERO R22 SIN ESPEJO*



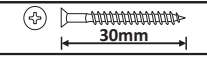

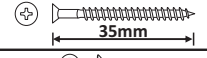

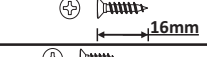
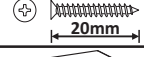




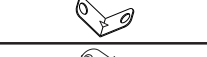







**PEÇAS POR VOLUME / PARTS BY VOLUME / PIEZAS POR VOLUMEN**

CAIXA ESTRUTURA / STRUCTURE BOX / CAJA DE ESTRUCTURA				
NUM.	COD.	DESCRIÇÃO / DESCRIPTION / DESCRIPCIÓN	QDT QTY. CTD.	MEDIDAS (MM) SIZE (MEASUREMENTS) (MM) DIMENSIONES (MM)
4	13266	LATERAL ESQUERDA / LEFT SIDE / LATERAL IZQUIERDA	1	1800x385x12
5	13267	LATERAL DIREITA / RIGHT SIDE / LATERAL DERECHA	1	1800x385x12
9	7642	TAMPO / TOP / LA CUBIERTA	2	1506x385x12
13	7644	PRATELEIRA / SHELF / ESTANTE	2	494x385x12
10	7657	DIVISÓRIA GAVETA / DRAWER DIVISION / DIVISIÓN CAJÓN	2	384x380x12
6	13232	DIVISORIA / DIVISION / DIVISIÓN	1	1260x385x12
17	13226	MOLDURA / FRAME / MARCO	1	1530x70x12
1	7652	RODAPÉ FRONTAL / FRONT FOOTER / MARCO BASE FRONTAL	1	1506x70x12
8	13227	TAMPO HDF / BOTTOM HDF / TAPA HDF	3	492x376x2,5
3	7675	TRAV. RODAPÉ / FOOTER CROSSPIECE / REFUERZO INTERNO MARCO BASE	3	340x70x12
21	7924	PERFIL H / PROFILE / PERFIL	4	1525
29	14610	KIT FERRAGEM / HARDWARE KIT / HERRAJES	1	-

CAIXA PORTAS / DOOR BOXES / CAJAS DE PUERTA				
NUM.	COD.	DESCRIÇÃO / DESCRIPTION / DESCRIPCIÓN	QDT QTY. CTD.	MEDIDAS (MM) SIZE (MEASUREMENTS) (MM) DIMENSIONES (MM)
23	7654	FRENTE GAVETA / DRAWER FRONT / FRENTE DE CAJÓN	2	434x150x12
22	13224	LATERAL GAVETA / DRAWER SIDE / LADO DEL CAJÓN	4	300x100x15
24	13225	TRASEIRO GAVETA / REAR DRAWER / CAJÓN TRASERO	2	390x70x12
2	7653	RODAPÉ TRASEIRO / REAR FOOTER / MARCO BASE TRASERO	1	1506x70x12
26	13264	PORTA GRANDE / LARGE DOOR / PUERTA GRANDE	6	1662x250x12
25	7656	FUNDO GAVETA / BOTTOM DRAWER / ANTECEDENTES DE CAJÓN	2	417x307x2,5
20	7648	COSTAS / BACK PANEL / PANEL TRASERO	5	1525x331x2,5
11	13268	BATENTE GRANDE / BIG STOP / SOLAPA GRANDE	1	1260x70x12
19	2967	CORREDIÇA / SLIDE / CORREDERAS	2	300
18	7660	CABIDEIRO / COAT HANGER / PERCHERO	1	-
30	14611	KIT FERRAGEM / HARDWARE KIT / HERRAJES	1	-

**COMPOSIÇÃO KIT FERRAGEM / HARDWARE KIT COMPOSITION / COMPOSICIÓN KIT DE HERRAJES**

LETRA LETTER LETRA	COD.	IMAGEM IMAGE IMAGEN	DESCRIÇÃO DESCRIPTION DESCRIPCIÓN	LETRA LETTER LETRA	COD.	IMAGEM IMAGE IMAGEN	DESCRIÇÃO DESCRIPTION DESCRIPCIÓN
A	14573		PARAFUSO 3,5x35 FLANGE. SCREW / TORNILLO	K	6378		CAVILHA 06X40 PEG / TARUGO
B	14574		PARAFUSO 3,5x30 SCREW / TORNILLO	L	4385		PREGO 10X10 NAIL / CLAVO
C	13298		PARAFUSO 4,0x35 SCREW / TORNILLO	M	7752		PUXADOR HANDLE / MANIJA
D	6533		PARAFUSO 3,5x16 SCREW / TORNILLO	N	6412		PARAFUSO 3,0x20 SCREW / TORNILLO
E	4196		PARAFUSO 3,0x12 SCREW / TORNILLO	O	6399		DISTANCIADOR PLÁSTICO 25MM SUPPORT PLASTIC / DISTANCIADOR PLÁSTICO
F+S	6536 6491		DOBRADIÇA CURVA + CALÇO CURVED HINGE + SHIM / BISAGRA CURVADA + CALA	P	14576		CANTONEIRA ANGULAR ANGLE BRACKETS / ESQUINA ÁNGULO
G	4199		CANT. 02 FUROS ANGLE BRACKETS 02 HOLES / ESQUINA 02 AGUJEROS	Q	14869		TAPA FURO ADESIVO ADHESIVE HOLE COVER / TAPA AGUJERO ADHESIVO
H	4198		SUPORTE CABIDEIRO HANGER SUPPORT / SOPORTE PARA PERCHERO	R	13309		CALÇO 3MM SHIM / CALA
I	4249		SAPATA PLÁSTICA PLASTIC SHOE / ZAPATO PLÁSTICO				
J	4202		CAVILHA 06X30 PEG / TARUGO				

## CARO CLIENTE

Obrigado por adquirir um de nossos produtos.  
Visite nosso site e conheça toda nossa Linha.

Acesse: [www.cariocamoveis.com.br](http://www.cariocamoveis.com.br)

## DEAR CUSTOMER

Thank you for purchasing one of our products.  
Visit our website and get to know our entire line.

Access: [www.cariocamoveis.com.br](http://www.cariocamoveis.com.br)

## ESTIMADO CLIENTE

Gracias por adquirir uno de nuestros productos.  
Visite nuestro sitio web y conozca toda nuestra línea.

Acceso: [www.cariocamoveis.com.br](http://www.cariocamoveis.com.br)

## OBSERVAÇÃO IMPORTANTE

Pés não incluso neste Produto (vendidos separadamente). Caso tenha adquirido o Kit de Pés, a fixação deverá ser feita a partir da etapa de N°2.

## IMPORTANT NOTE

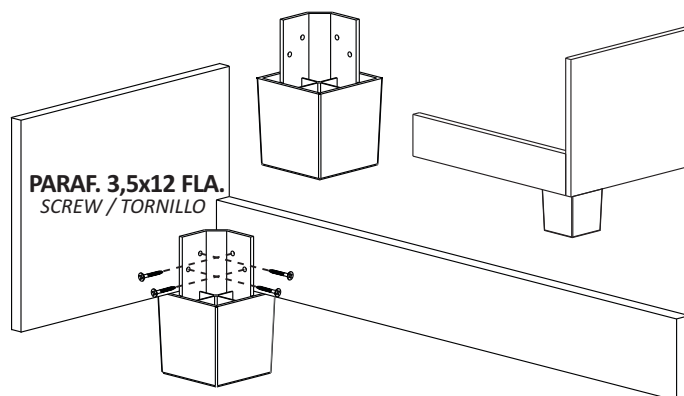
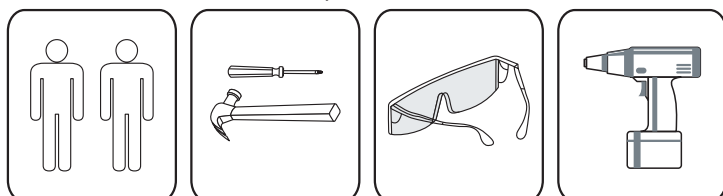
Feet not included in this Product (sold separately). In case you have If the Kit of Feet is purchased, the fixation must be done from step #2.

## NOTA IMPORTANTE

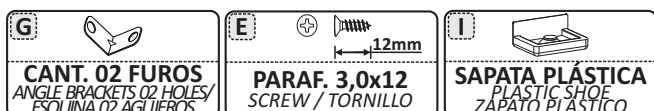
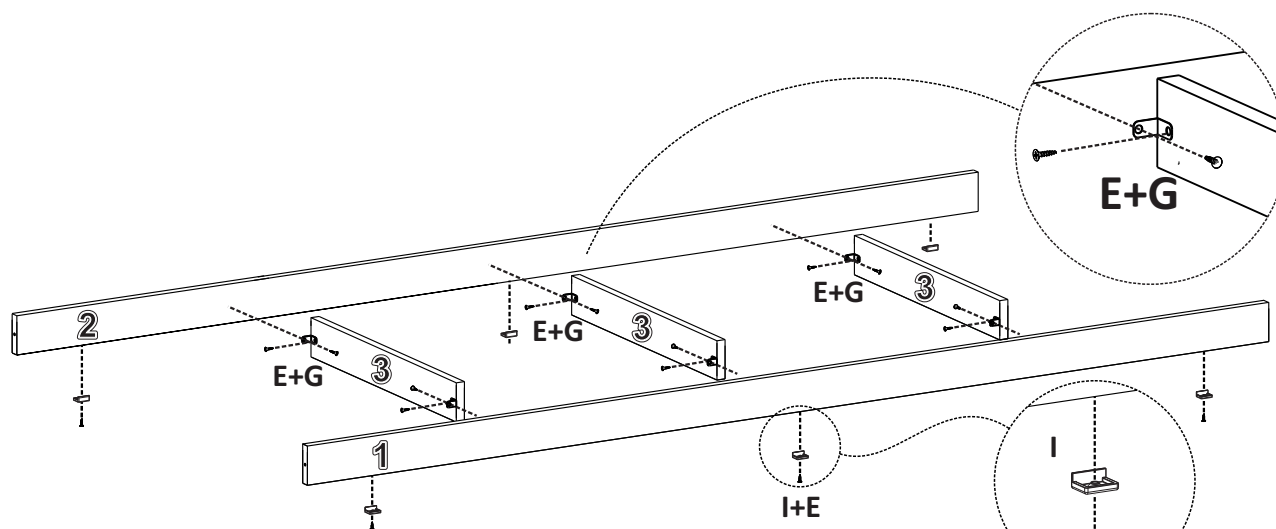
Patas no incluidas en este producto (vendidas separadamente). Caso tenga comprado el kit de patas, la fijación acontece a partir de la etapa N°2.

## NECESSÁRIO PARA MONTAGEM

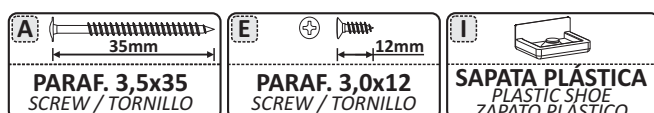
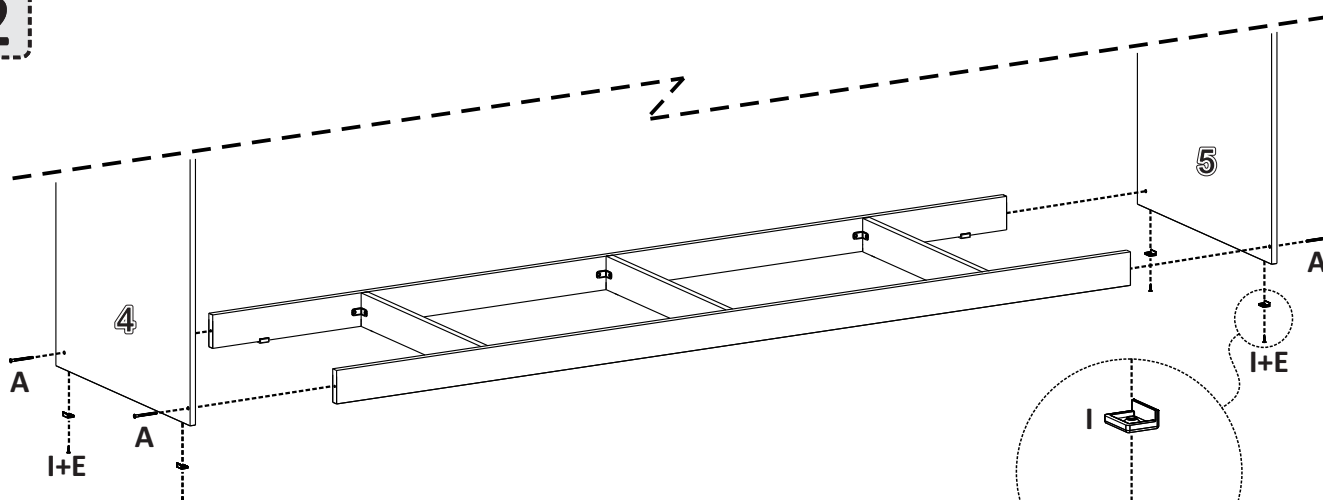
REQUIRED FOR ASSEMBLY / REQUERIDO PARA EL MONTAJE



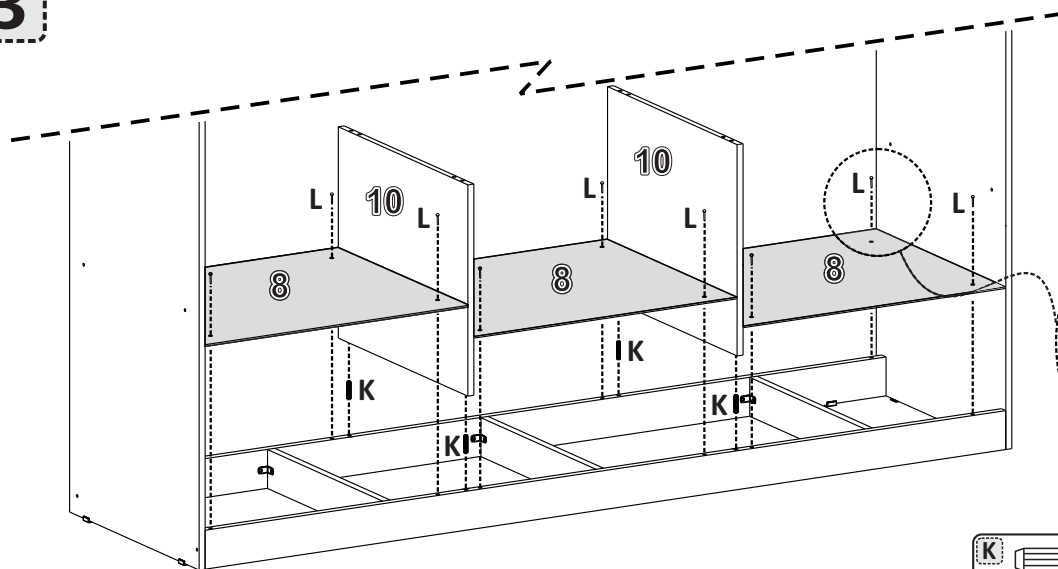
1



2



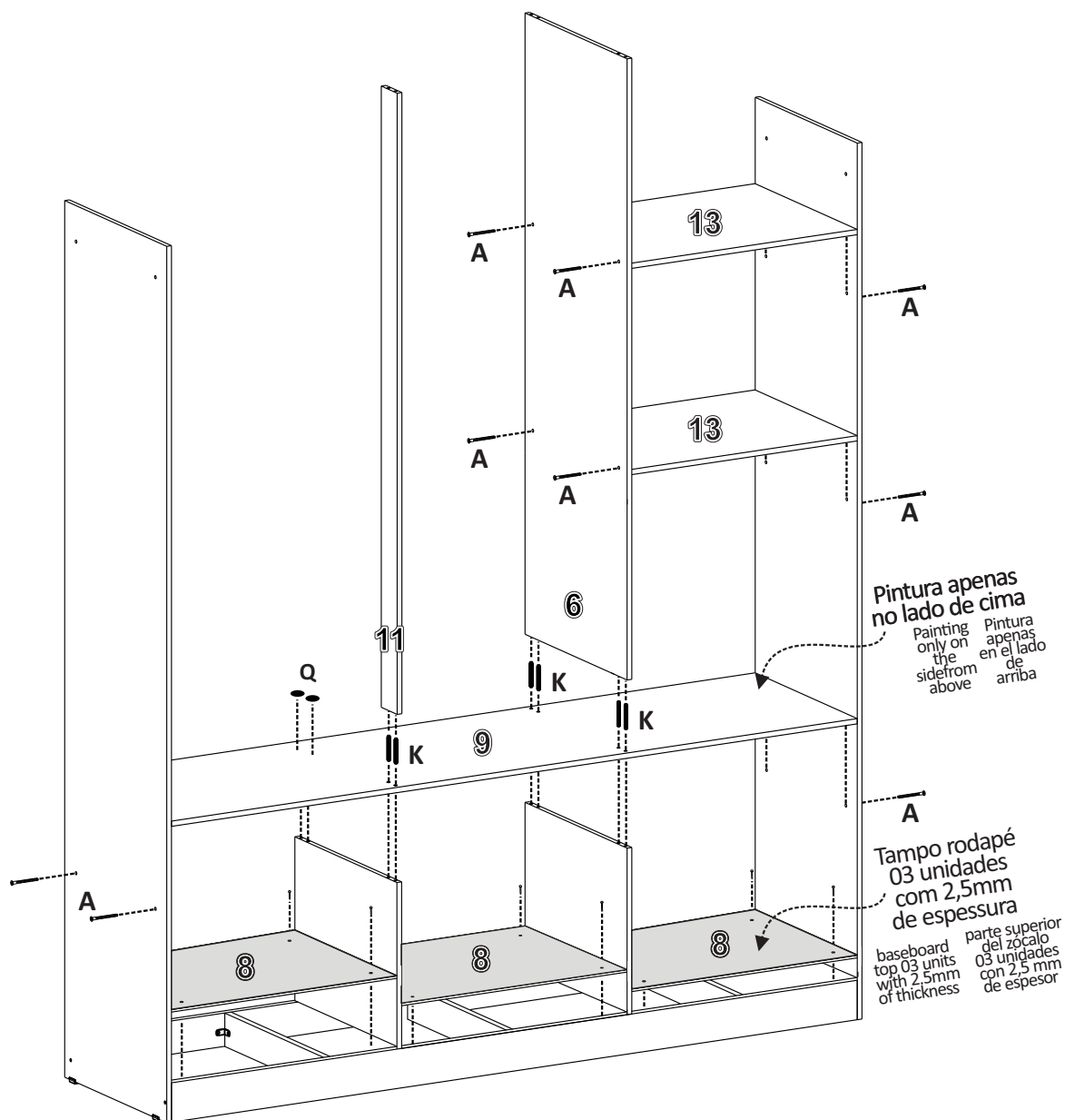
3



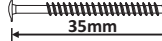
**K**   
**CAVILHA 06X40**  
PEG / TARUGO

**L**   
**PREGO 10X10**  
NAIL / CLAVO

4



**Q**   
**TAPA FURO ADES.**  
ADHESIVE HOLE COVER /  
TAPA AGUERO ADHESIVO

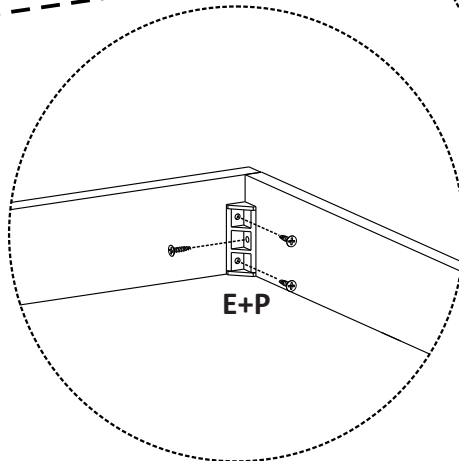
**A**   
**PARAF. 3,5x35**  
SCREW / TORNILLO

**K**   
**CAVILHA 06X40**  
PEG / TARUGO

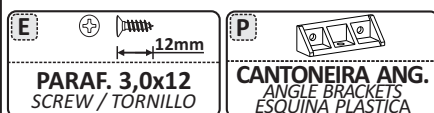
5



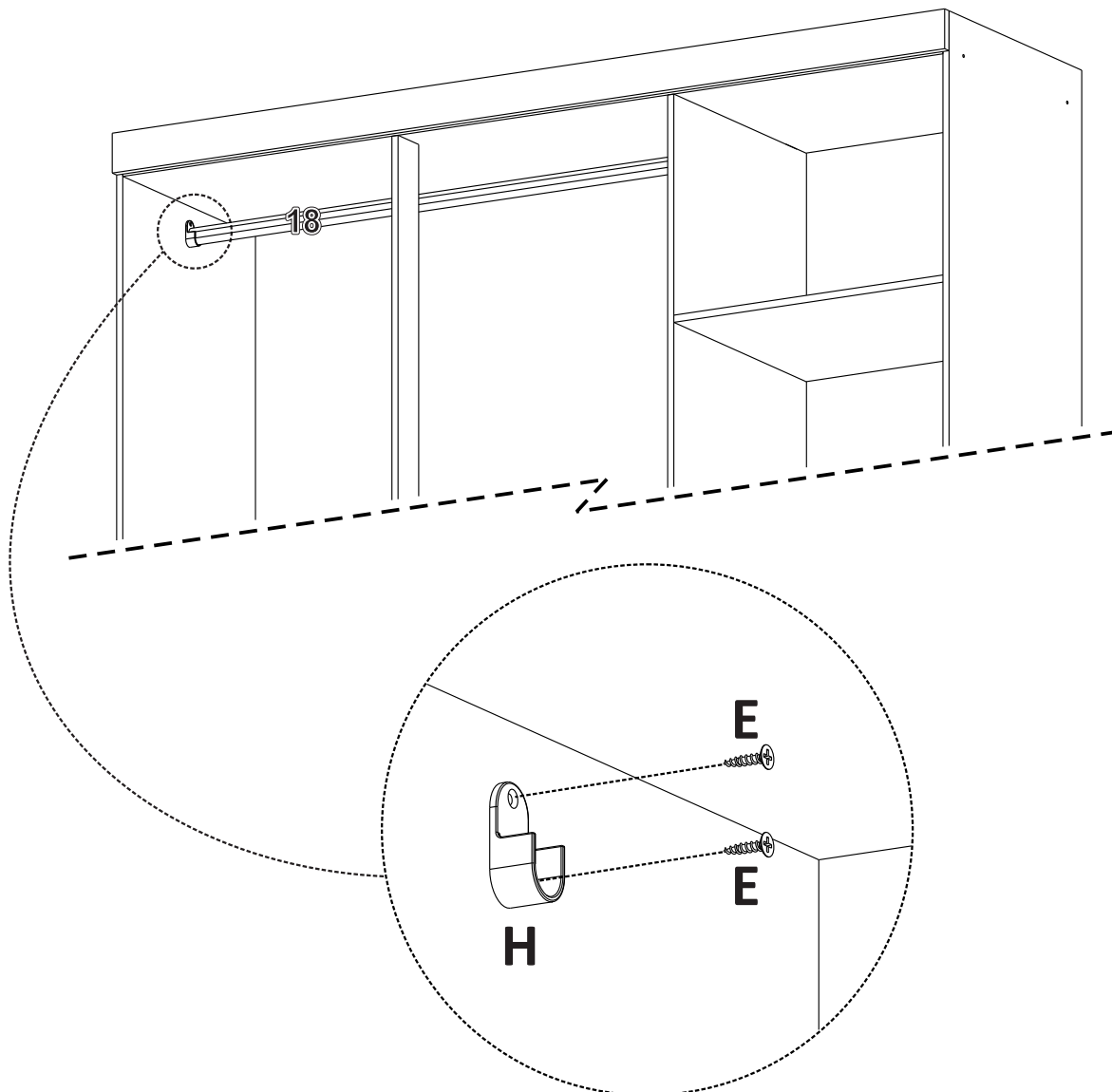
6



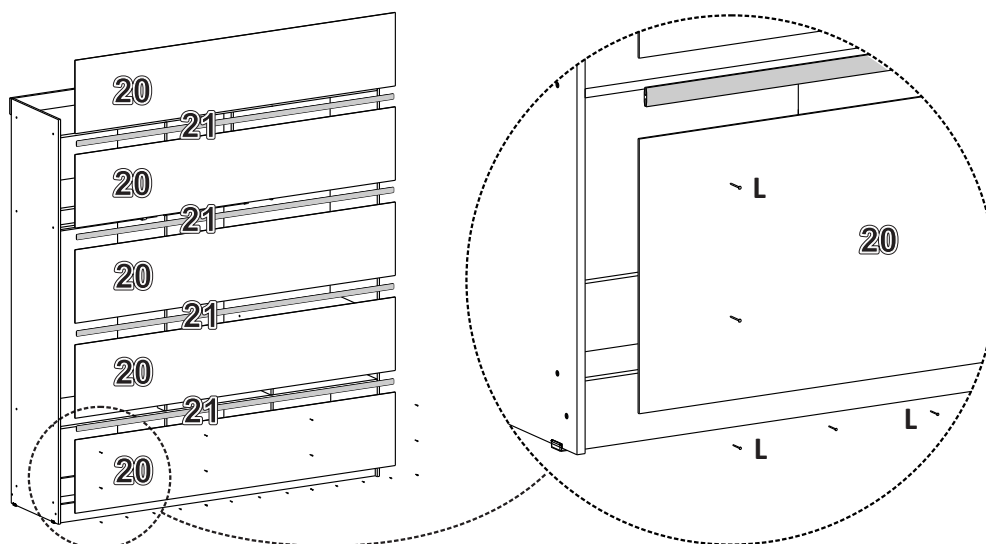
**VISÃO TRASEIRA**  
REAR VIEW  
VISTA TRASERA



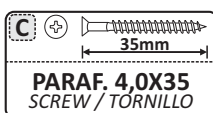
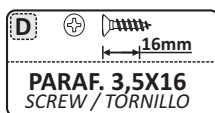
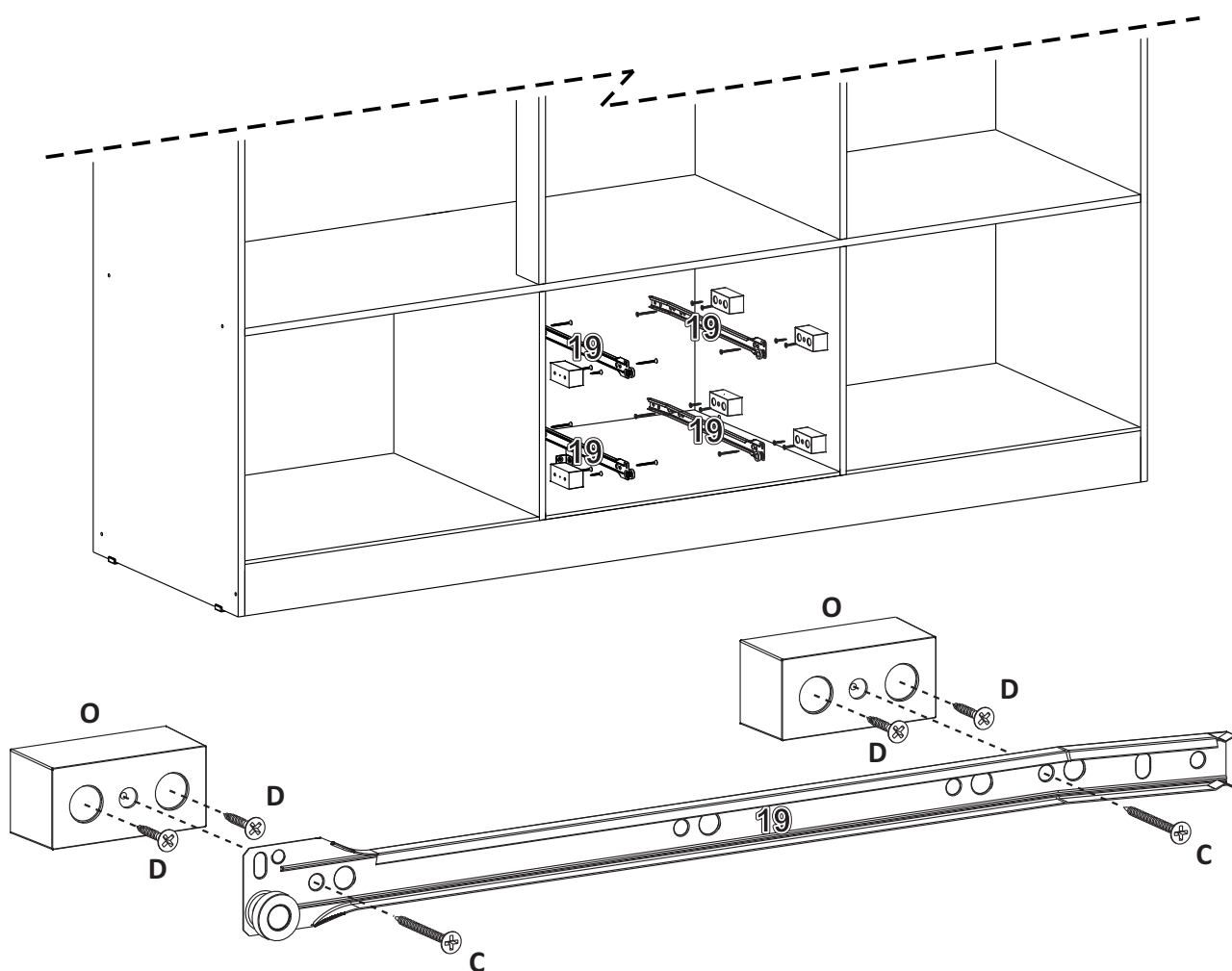
7



8

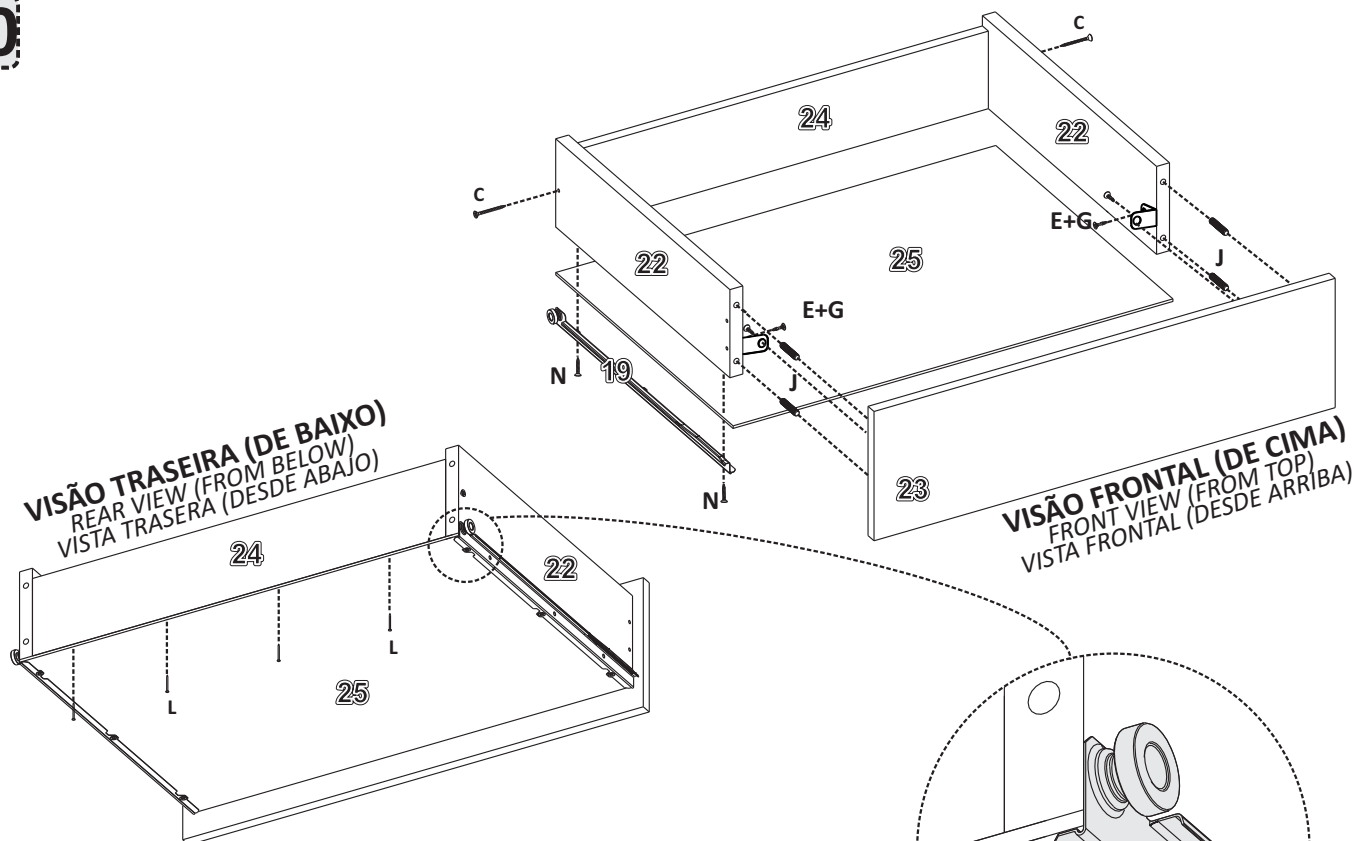


9



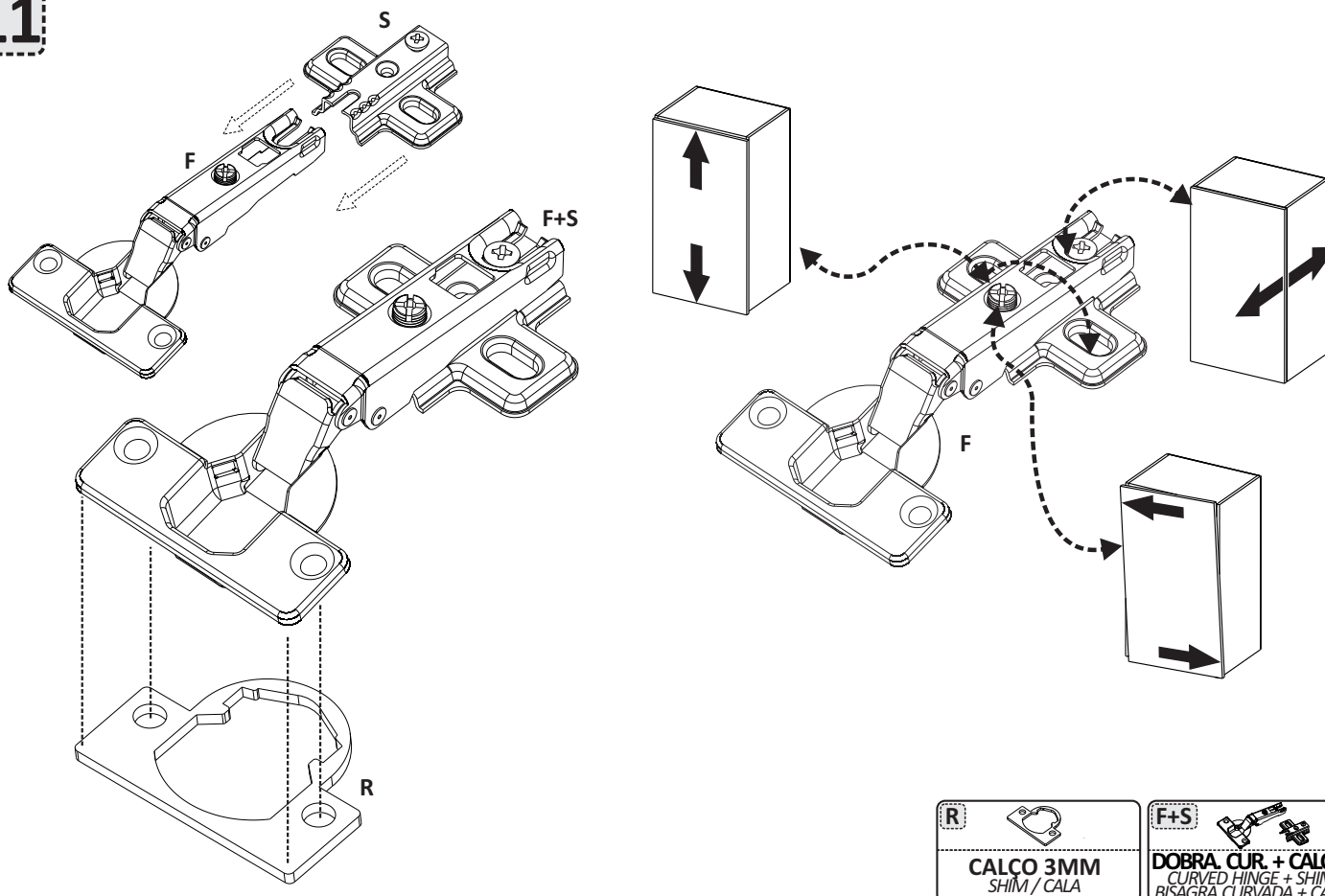
Leia o QR CODE com o seu celular  
ou clique no **LINK** para ver o vídeo  
de montagem


10



<b>C</b>  35mm <b>PARAF. 4,0X35</b> SCREW / TORNILLO	<b>N</b>  20mm <b>PARAF. 3,0X20</b> SCREW / TORNILLO	<b>E</b>  12mm <b>PARAF. 3,0x12</b> SCREW / TORNILLO
<b>G</b>  <b>CANT. 02 FUROS</b> ANGLE BRACKETS 02 HOLES/ ESQUINA 02 AGUIEROS	<b>J</b>  <b>CAVILHA 06X30</b> PEG / TARUGO	<b>L</b>  <b>PREGO 10X10</b> NAIL / CLAVO

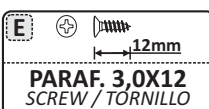
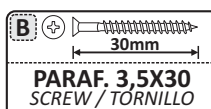
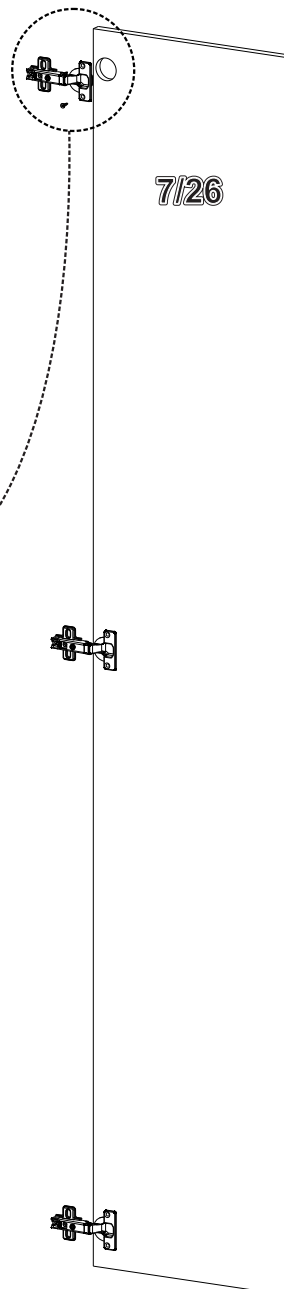
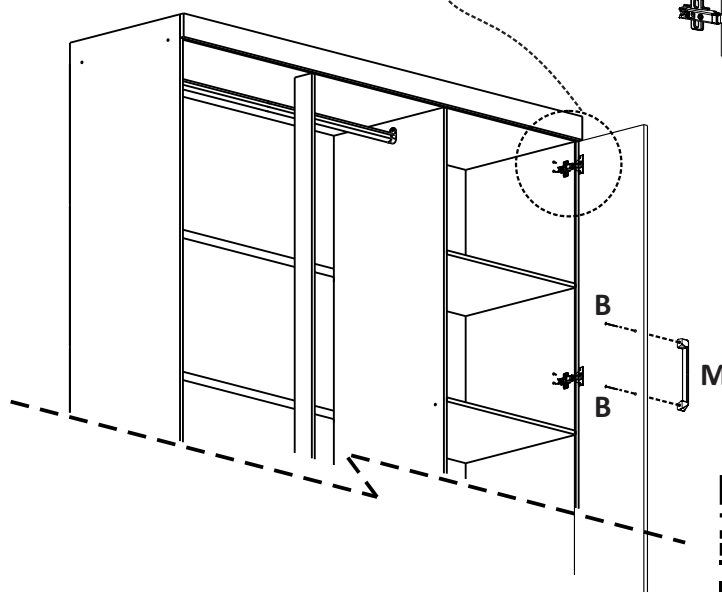
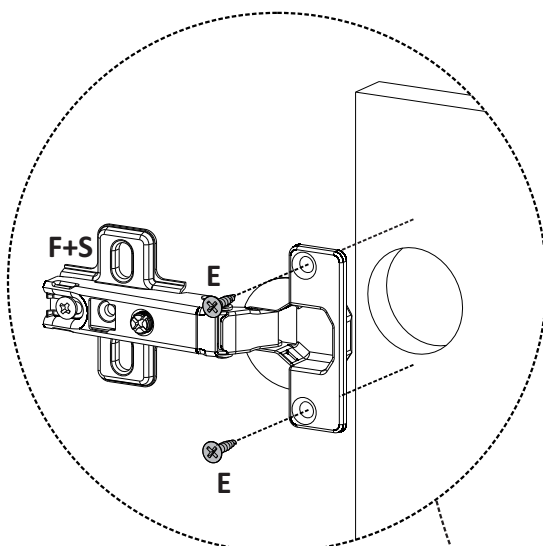
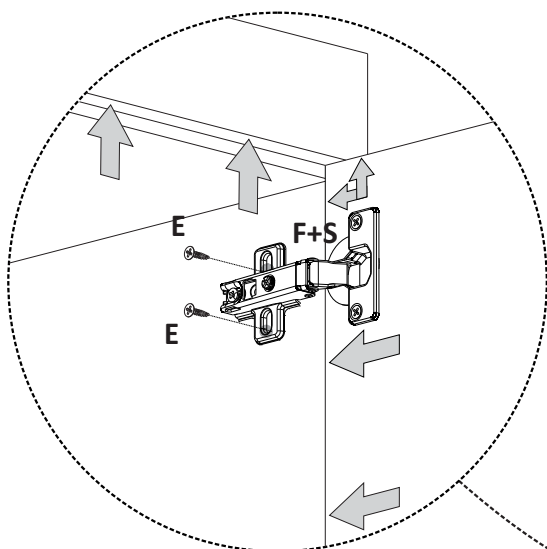
11



<b>R</b>  <b>CALCO 3MM</b> SHIM / CALA	<b>F+S</b>  <b>DOBRA. CUR. + CALCO</b> CURVED HINGE + SHIM BISAGRA CURVADA + CALA
---	---



12



Leia o QR CODE com o seu celular ou clique no LINK para ver o vídeo de montagem